

2023 AC/DC Switching Power Supply Selection Guide

Enclosed SMPS • DIN Rail Power Supply • High Power Density Power Supply • CRPS Server Power Supply • EMC Auxiliary Device

MORNSUN[®]



AC/DC Switching Power Supply Selection Guide(2023)

MORNSUN Power

Add: No.8 Nanyun 4th Road, Huangpu District, Guangzhou, China
Tel: 020-38601850
Fax: 020-38601272
Email: info@mornsun.cn
www.mornsun-power.com

Mornsun Power GmbH
Add: Friedrich-Bach-Straße 1 31675 Bückeberg
Tel: +49 (0) 89/693 350 20
Email: info@mornsunpower.de
www.mornsunpower.de















mornsun website

CONTENTS

Part I. About MORN SUN	03
Part II. AC/DC Switching Power Supply List	09 ★
Part III. Enclosed • LM Series	13
1. Compact-size LM-R2	13
2. Fanless Semi-potted Type	20
305RAC Type (305VAC-input)	20
Narrow input voltage range	23
Dual-output (isolation)	25
3. 305RAC Type (305VAC-input)	27
305RAC Type (305VAC-input)	27
305RAC Type (305VAC-input) • With PFC	31
4. Universal Type (264VAC-input)	35
Universal Type (264VAC-input)	35
Universal Type (264VAC-input) • With PFC	47
Universal Type (264VAC-input) • Multiple-output	53
Part IV. DIN Rail • LI Series	59
1. Economical DIN Rail	59
Plastic Case	59
Single-phase Metal Case	65
Single-phase Metal Case •With PFC	68
2-phase/single-phase Metal Case	72
3-phase Metal Case	74
2. High-reliability DIN Rail	75
High-reliability • With PFC	75
High-reliability Enhanced • With PFC	78
2/3-phase High-reliability • With PFC	81
Part V. High Power Density • LOF Series	85
Part VI. CRPS Server Power Supply	93
Part VII. EMC Auxiliary Device	95

Product Classification List

<h3>1 Enclosed • LM Series</h3> <p>(Power: 15-3000W)</p> <p>13 page</p>	 <p>(35-350W)</p> <p>Compact-size LM-R2</p> <p>13 Compact-size LM-R2</p> <p>page 13-19</p>	 <p>(200-750W)</p> <p>Fanless Semi-potted Type HOT</p> <p>20 305RAC Type (305VAC-input)</p> <p>23 Narrow Input Voltage Range</p> <p>25 Dual-output (isolation)</p> <p>page 20-26</p>	 <p>(15-350W)</p> <p>305RAC Type (305VAC-input)</p> <p>27 305RAC Type</p> <p>31 305RAC Type • With PFC</p> <p>page 27-34</p>	 <p>(35-3000W)</p> <p>Universal Type (264VAC-input)</p> <p>35 Universal Type</p> <p>47 Universal Type • With PFC</p> <p>53 Universal Type • Multiple-output</p> <p>page 35-58</p>
<h3>2 DIN Rail • LI Series</h3> <p>(Power: 15-960W)</p> <p>59 page</p>	 <p>(15-150W)</p> <p>Economical DIN Rail</p> <p>59 Plastic Case</p> <p>page 59-64</p>	 <p>(75-960W)</p> <p>Economical Metal Case DIN Rail</p> <p>65 Single-phase Metal Case</p> <p>68 Single-phase Metal Case •With PFC</p> <p>72 2-phase/single-phase Metal Case</p> <p>74 3-phase Metal Case</p> <p>page 65-74</p>	 <p>(120-960W) HOT</p> <p>High-reliability DIN Rail</p> <p>75 High-reliability • With PFC</p> <p>78 High-reliability Enhanced • With PFC</p> <p>81 2/3-phase High-reliability • With PFC</p> <p>page 75-84</p>	
<h3>3 High Power Density LOF Series</h3> <p>(Power: 120-750W)</p> <p>85 page</p>	 <p>(120-750W)</p> <p>Open-frame Package</p> <p>85 Open-frame Package</p> <p>page 85-91</p>	 <p>(120-550W)</p> <p>Enclosed Package</p> <p>85 Enclosed Package</p> <p>page 85-90</p>	 <p>(450-550W)</p> <p>Built-in Fan</p> <p>89 Built-in Fan</p> <p>page 89-90</p>	
<h3>4 CRPS Server Power Supply</h3> <p>(Power: 550-800W)</p> <p>93 page</p>	 <p>(550-800W)</p> <p>CRPS Server Power Supply</p> <p>92 80 PLUS Platinum Efficiency HOT</p> <p>page 93-94</p>			
<h3>5 EMC Auxiliary Device</h3> <p>(Power: 20-450W)</p> <p>95 page</p>	 <p>(150-450W)</p> <p>EMC Auxiliary Device</p> <p>95 On-board EMC Filter</p> <p>96 DIN Rail EMC Filter</p> <p>page 95-97</p>			

About MORNSUN

MORNSUN is a one-stop power supplies solutions manufacturer. With 25 years of experience in the area of power supply design and manufacture, MORNSUN has released onto the global market 6000+ high-quality products including AC/DC converter, AC/DC enclosed switching power supply, DC/DC converter, power IC, and transformer, etc. for different applications and industries, such as industrial automation, medical, energy management, electricity, railway transportation, smart city, and more. Guided by the service principle of "trustworthy", MORNSUN offers the best products, fast and local service, and efficient pre-sales and after-sales support for the clients worldwide.



R&D Center in Guangzhou



Manufacturing Center in Huaihua

- Established: 1998
- Employees: 4300+
- Including R&D engineers: 700+
- Granted Patents: 1200+
- Company formations: 3 Subsidiaries: Guangzhou China/Huaihua China/Germany
6 R&D Center: Guangzhou/Shenzhen/Xian/Wuhan/Changsha/Chengdu

Complete Service



High quality
7 platforms



High performance
25+ years R&D experience



Well-designed
1200+ patents



Fast delivery
80000+m² factory
70+% automatic production



Timely service
Quick respond
from MORNSUN Team

MORNSUN provides a complete service from product R&D throughout the lifetime of a project, making it an optimal solution of the quality, performance, design, delivery and after-sales service.

One-stop solutions of power supplies

- › 1200+ patents and IPRs: power circuit topology, transformer structures, assembling technology, etc.
- › Drafted 4 standards: NB/T 42093-2014*, NB/T 10285-2019*, <Photovoltaic Switching Power Supply> and <All-rounder DIY AC/DC Switching Power Supply>;
- › With 80000+ square meters manufacturing center, 48 SMT production lines, the production capacity is up to 150kk per year;
- › International standard pin-out and SMD package with convenient design and automatic manufacturing process.

› The extensive product line, most of which are CE/UL/CSA/BIS marked, aims to provide more suitable products for different demands:
On-board power supplies: AC/DC converter, DC/DC converter, EMC Auxiliary device, transceiver module, isolation amplifier, IGBT driver, power IC, and transformer, etc.
Off-board power supplies: AC/DC enclosed switching power supply, DIN rail power supply, ect.

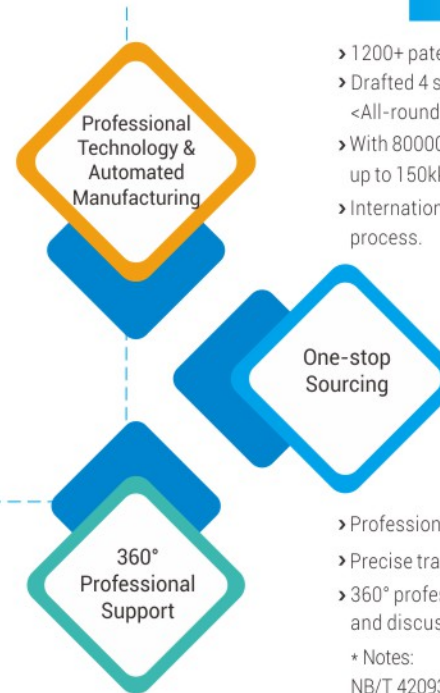
› 10000+ power supply design and industry application cases.

- › Professional selection guide: 'Choose the product that works';
- › Precise trading: Nearly 100% OTD and door-to-door delivery which reduce customers' cost and risks;
- › 360° professional support: Sales' fast response within 48hrs, routine visit, technical communication and discussion.

* Notes:

NB/T 42093-2014: Wide voltage input and regulated output isolated DC/DC module power supply

NB/T 10285-2019: Fixed voltage input and unregulated output isolated DC/DC module power supply



Applications



Industrial Automation



Railway Transportation



New Energy Power (Wind/PV/ESS)



IoT



Smart Grid



Medical



Automotive



Telecom

Headquarters in Guangzhou

Milestones

- 2022---- Awarded the national SRDI "Small Giant" Enterprise
(S-Specialized, R-Refinement, D-Differentiation, I-Innovation)
- 2022----Awarded "Top 500 Manufacturing enterprise in Guangdong Province" for 7 years in a row
(2016-2022)
- 2022----Awarded "Top 100 Innovative in Guangdong" for 3 years in a row (2019-2022)
- 2020----Awarded "China IC Achievement Award for Power Management IC"
- 2019----Awarded "China Innovative Top 500 IPR"
- 2017----Awarded Sci-Tech Awards by CHINA POWER SUPPLY SOCIETY for 3 times in a row
(2013-2017, biennial event)
- 2017----Awarded "Guangdong Outstanding Export Enterprise"
- 2017----Established MORNSUN Power GmbH in Germany
- 2017----Awarded "IPR Demonstration Enterprises in Guangdong"
- 2017----Awarded "Guangdong Golden Award of Patent"

Milestones

- 2015----Awarded "Guangdong Engineering Technology Research Center of Industrial Power
Supply Module"
- 2015----Awarded "Well-Known Trademark" in Guangdong
- 2014----Moved to Guangzhou new R&D center
- 2013----Drafted Fixed voltage input and Unregulated output isolated DC/DC module power supply,
standard number NB/T 10285-2019, which came into effect on May. 1 2020
- 2012----Drafted Wide voltage input and regulated output isolated DC/DC module power supply,
standard number NB/T 42039-2014, which came into effect on Nov. 1 2014
- 2012----Awarded "Most Satisfactory Employer of China 2012" under the Hi-Tech category
- 2011----Announced the opening of the new Huaihua manufacturing center
- 2010----Moved to MORNSUN new headquarters building in Guangzhou Science City
- 2007----Certificated to ISO 14001 and OHSAS 18001
- 2003----Awarded "High-tech Enterprise"
- 2002----Certificated to ISO 9001:2000
- 1998.07----Established MORNSUN in Guangzhou, China



Automatic SMT dust-free workshop



Automatic production workshop

Markings



Systems



Key to the Reliability

Power supply is the heart of industrial equipment. What customers concern most is not the price, the function or the efficiency, but the reliability of the power supply. In other words, it must not break down especially in various extreme situations.

It is easy to guarantee the function of the power supply, but not the reliability, particularly the reliability of the power supply under harsh conditions. The reliability can only be achieved by a perfect management system which consists of advanced research technology, high-quality raw material platform, advanced equipment, excellent manufacturing process management, specialized screening sequence on reliability and rich experience.

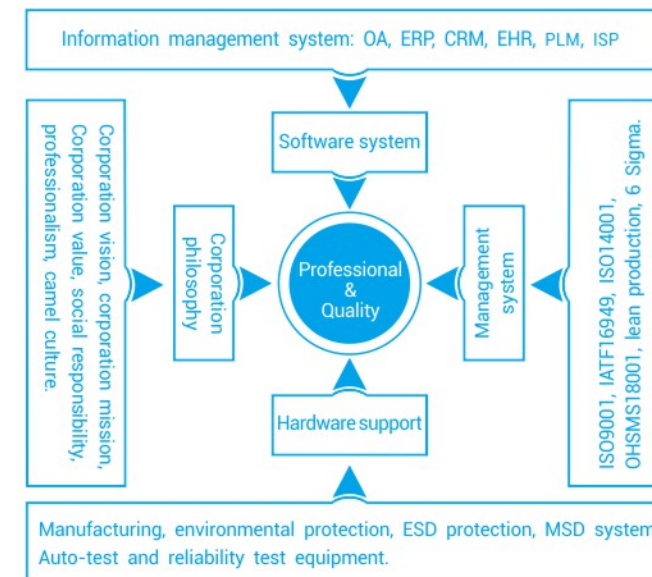
Meanwhile, the reliability of products depends on not only design and manufacturing but also customers' proper operation. Therefore, MORNSUN FAE team are ready to offer professional technical support to customers to enhance the reliability.

Therefore, improving the reliability of the products is not a simple task but a rather complex system.

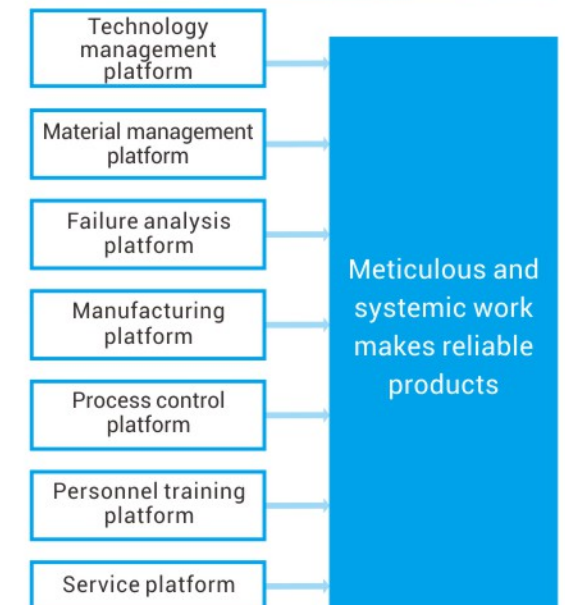
To meet customers demand and expectation, MORNSUN spends much time and money to improve the power supply reliability. In 2007, MORNSUN established the power supply reliability system and brought in 7 platforms to improve the reliability of MORNSUN products, including Technology management platform, Material management platform, Failure analysis platform, Manufacturing platform, Process control platform, Personnel training platform, Service platform. Thanks to these platforms, MORNSUN makes significant breakthroughs in all existing products and develops R3 DC/DC Converter with higher reliability and upgraded performance.

"No pain, no gain." The reliability can only be achieved by earnest, meticulous work, step by step, which is consistent with MORNSUN's Camel Culture. In conclusion, MORNSUN's meticulous and systemic work makes products reliable.

TQA System Architecture



Reliability Assurance



AC/DC Switching Power Supply List

Enclosed • AC/DC Switching Power Supply



Enclosed • LM Series (Power: 15-3000W)



Power	Series	Features	Part No.	Input Voltage Range	Output Voltage (VDC)	No. of Output	Page	
15W	305RAC	305RAC	LM15-23Bxx	85-305VAC/100-430VDC	3.3, 5, 12, 15, 24, 48	1	28	
25W	305RAC	305RAC	LM25-23Bxx	85-305VAC/100-430VDC	3.3, 5, 12, 15, 24, 48	1	28	
35W	Compact-size LM-R2	305RAC	LM35-23BxxR2	80-305VAC/100-430VDC	5, 12, 15, 24, 36, 48, 54	1	15	
	305RAC	305RAC	LM35-23Bxx	85-305VAC/120-430VDC	5, 12, 15, 24	1	29	
	264VAC Universal Type	Wide input voltage range	305RAC	LM35-20Bxx	85-264VAC/120-370VDC	5, 12, 15, 24	1	37
		Narrow input voltage range	305RAC	LM35-22Bxx	165-264VAC/180-370VDC	5, 12, 15, 24	1	37
		2-output (common ground)	305RAC	LM35-10Axx	85-264VAC/120-373VDC	5/12, 5/24	2	55
		Triple-output	305RAC	LM35-10Cxx	85-264VAC/120-373VDC	5/12/-12, 5/15/-15, 5/24/12	3	55
Dual-output (isolation)	305RAC	LM35-10Dxx	85-264VAC/120-373VDC	5/12, 5/24	2	55		
50W	Compact-size LM-R2	305RAC	LM50-23BxxR2	80-305VAC/100-430VDC	5, 12, 15, 24, 36, 48, 54	1	15	
	305RAC	305RAC	LM50-23Bxx	85-305VAC/120-430VDC	5, 12, 15, 24, 36, 48	1	29	
	264VAC Universal Type	Wide input voltage range	305RAC	LM50-20Bxx	85-264VAC/120-370VDC	5, 12, 15, 24, 36, 48	1	38
		Narrow input voltage range	305RAC	LM50-22Bxx	165-264VAC/180-370VDC	5, 12, 15, 24, 36, 48	1	38
		2-output (common ground)	305RAC	LM50-10Axx	85-264VAC/120-370VDC	5/12, 5/24, 12/-12	2	55
		Triple-output	305RAC	LM50-10Cxx	85-264VAC/120-370VDC	5/12/-12, 5/15/-15, 5/24/12	3	55
Dual-output (isolation)	305RAC	LM50-10Dxx	85-264VAC/120-370VDC	5/12, 5/24	2	55		
60W	264VAC Universal Type	Laser applications	LM60-10Axx	85-264VAC/120-370VDC	15/-15	2	56	
			LM60-12Axx	165-264VAC/180-370VDC	15/-15	2	56	
75W	Compact-size LM-R2	305RAC	LM75-23BxxR2	80-305VAC/100-430VDC	5, 12, 15, 24, 36, 48, 54	1	16	
	305RAC	305RAC	LM75-23Bxx	85-305VAC/120-430VDC	5, 12, 15, 24, 36, 48, 55	1	29	
		305RAC , PFC	LMF75-23Bxx	85-305VAC/120-430VDC	5, 12, 15, 24, 48	1	32	
	264VAC Universal Type	Wide input voltage range	305RAC	LM75-20Bxx	85-264VAC/120-370VDC	5, 9, 12, 15, 24, 36, 48	1	39
		Narrow input voltage range	305RAC	LM75-22Bxx	165-264VAC/200-370VDC	5, 12, 15, 24, 36, 48	1	39
		2-output (common ground)	305RAC	LM75-10Axx	90-264VAC/120-370VDC	5/12, 5/24	2	56
Triple-output		305RAC	LM75-10Cxx	90-264VAC/120-370VDC	5/12/-12, 5/15/-15, 5/24/12	3	56	
Dual-output (isolation)	305RAC	LM75-10Dxx	90-264VAC/120-373VDC	5/12, 5/24	2	56		
90W	264VAC Universal Type	Laser applications	LM90-12Axx	165-264VAC/180-370VDC	15/-15	2	57	
100W	Compact-size LM-R2	305RAC	LM100-23BxxR2	80-305VAC/100-430VDC	5, 12, 15, 24, 36, 48, 54	1	16	
	305RAC	305RAC	LM100-23Bxx	85-305VAC/120-430VDC	5, 12, 15, 24, 36, 48	1	30	
		305RAC , PFC	LMF100-23Bxx	85-305VAC/120-430VDC	12, 15, 24, 48	1	32	
	264VAC Universal Type	Wide input voltage range	305RAC	LM100-20Bxx	85-264VAC/120-370VDC	5, 12, 15, 24, 36, 48	1	40
		Narrow input voltage range	305RAC	LM100-22Bxx	165-264VAC/200-370VDC	5, 12, 15, 24, 36, 48	1	40
		Triple-output	305RAC	LM100-10Cxx	90-264VAC/120-370VDC	5/12/-12, 5/15/-15, 5/24/12	3	57
Dual-output (isolation)		305RAC	LM100-10Dxx	90-264VAC/120-370VDC	12/24, 5/24	2	57	

AC/DC Switching Power Supply List

Enclosed • AC/DC Switching Power Supply



Enclosed • LM Series (Power: 15-3000W)



Power	Series	Features	Part No.	Input Voltage Range	Output Voltage (VDC)	No. of Output	Page	
150W	Compact-size LM-R2	305RAC	LM150-23BxxR2	80-305VAC/100-430VDC	12, 15, 24, 36, 48, 54	1	17	
	305RAC	305RAC	LM150-23Bxx	85-305VAC/120-430VDC	12, 15, 24, 36, 48, 55	1	30	
		305RAC , PFC	LMF150-23Bxx	85-305VAC/120-430VDC	12, 15, 24, 48	1	32	
	264VAC Universal Type	Wide input voltage range	305RAC	LM150-20Bxx	85-264VAC/120-370VDC	12, 15, 24, 36, 48	1	41
		Narrow input voltage range	305RAC	LM150-22Bxx	165-264VAC/180-370VDC	12, 15, 24, 36, 48	1	41
Laser applications		305RAC	LM150-12Axx	165-264VAC/180-370VDC	15/-15	2	58	
Dual-output (isolation)	305RAC	LM150-12Dxx	176-264VAC/250-373VDC	5/12	2	58		
200W	Compact-size LM-R2	Wide input voltage range	LM200-20BxxR2	90-132VAC/180-264VAC	12, 15, 24, 36, 48, 54	1	18	
		Narrow input voltage range	LM200-22BxxR2	176-305VAC/240-430VDC	12, 15, 24, 36, 48, 54	1	18	
	Slim & Fanless design	305RAC , PFC	LMF200-23BxxUH	85-305VAC/120-430VDC	5, 12, 24, 28, 36, 48	1	21	
		305RAC	305RAC , PFC	LMF200-23Bxx	85-305VAC/120-430VDC	5, 12, 15, 24, 36, 48	1	33
264VAC Universal Type	Wide input voltage range	305RAC	LM200-10Bxx	90-132VAC/180-264VAC	5, 12, 15, 24, 36, 48	1	42	
	Narrow input voltage range	305RAC	LM200-12Bxx	176-264VAC/240-370VDC	5, 12, 15, 24, 36, 48	1	42	
350W	Compact-size LM-R2	Wide input voltage range	LM350-20BxxR2	90-132VAC/180-264VAC	12, 15, 24, 36, 48, 54	1	19	
		Narrow input voltage range	LM350-22BxxR2	176-264VAC/240-370VDC	12, 15, 24, 36, 48, 54	1	19	
	Slim & Fanless design	305RAC , PFC	LMF350-23BxxUH	85-305VAC/120-430VDC	5, 12, 24, 28, 36, 48	1	21	
		Narrow input voltage range	305RAC	LMF350-22BxxUH	176-305VAC/240-430VDC	5, 12, 24, 28, 36, 48, 54	1	24
305RAC	305RAC , PFC	LMF320-23Bxx	85-305VAC/120-430VDC	4, 5, 12, 15, 24, 27, 36, 48	1	33		
	264VAC Universal Type	Wide input voltage range	LM350-10Bxx	90-132VAC/180-264VAC	5, 12, 15, 24, 36, 48	1	43	
Narrow input voltage range	305RAC	LM350-12Bxx	176-264VAC/240-370VDC	5, 7, 12, 15, 24, 36, 48	1	43		
450W	Slim & Fanless design	Dual-output (isolation)	LM450-12Dxx09-50	176-285VAC/240-400VDC	28	2	26	
		264VAC Universal Type	Wide input voltage range	LM450-20Bxx	85-264VAC/120-370VDC	12, 15, 24, 27, 36, 42, 48	1	44
Narrow input voltage range	305RAC	LM450-12Bxx	176-264VAC/240-373VDC	12, 15, 24, 27, 36, 48	1	44		
500W	Slim & Fanless design	305RAC , PFC	LMF500-23BxxUH	85-305VAC/120-430VDC	5, 12, 24, 28, 36, 48, 55	1	22	
		Narrow input voltage range	305RAC	LMF500-22BxxUH	176-305VAC/240-430VDC	12, 24, 28, 36, 48, 54	1	24
264VAC Universal Type	PFC	LMF500-20Bxx	80-264VAC/110-370VDC	3.3, 5, 12, 15, 24, 27, 36, 48, 54	1	48		
550W	Slim & Fanless design	Dual-output (isolation)	LM550-12Dxx	176-285VAC/240-400VDC	28/12, 48/12, 28/09, 48/09	2	26	
600W	264VAC Universal Type	Wide input voltage range	LM600-20Bxx	90-132VAC/180-264VAC	12, 15, 24, 27, 36, 42, 48	1	45	
		Narrow input voltage range	LM600-12Bxx	176-264VAC/240-370VDC	12, 15, 24, 27, 36, 48	1	45	
		PFC	LMF600-20Bxx	80-277VAC/110-390VDC	12, 15, 24, 27, 36, 48	1	48	
750W	Slim & Fanless design	305RAC , PFC	LMF750-23BxxUH	85-305VAC/120-430VDC	12, 24, 28, 36, 48	1	22	
		264VAC Universal Type	PFC	LMF750-20Bxx	85-264VAC/120-370VDC	12, 15, 24, 27, 48	1	49
1000W	264VAC Universal Type	PFC	LMF1000-20Bxx	90-264VAC/120-370VDC	12, 15, 24, 27, 36, 48, 54	1	50	
		Single output	LM1000-20Bxx	90-264VAC/130-390VDC	12, 15, 24, 36, 48, 54	1	46	
1500W	264VAC Universal Type	PFC	LMF1500-20Bxx	85-264VAC/120-370VDC	12, 15, 24, 27, 36, 48, 54	1	51	
3000W	264VAC Universal Type	PFC	LMF3000-20Bxx	85-277VAC/120-390VDC	24, 48	1	52	

• This catalog is for reference only, not being the judgment basis for the use. For detailed datasheets please visit our website: www.mornsun-power.com.

• This catalog displays the latest products. If products in the brochure are not able to meet your needs, please contact our sales team.

AC/DC Switching Power Supply List

DIN Rail • AC/DC Switching Power Supply



DIN Rail • LI Series (Power: 15-960W)



Power	Series	Features	Part No.	Input Voltage Range	Output Voltage (VDC)	No. of Output	Page	
15W	Standard DIN Rail Power Supply	Plastic case	LI15-20BxxPR2	85-264VAC/120-370VDC	5, 12, 15, 24, 48	1	61	
20W	Standard DIN Rail Power Supply	Plastic case	LI20-20BxxPU	85-264VAC/120-370VDC	5, 12, 15, 24	1	64	
30W	Standard DIN Rail Power Supply	Plastic case	LI30-20BxxPR2	85-264VAC/120-370VDC	5, 12, 15, 24, 48	1	61	
60W	Standard DIN Rail Power Supply	Plastic case	LI60-20BxxPR2	85-264VAC/120-370VDC	5, 12, 15, 24, 48	1	62	
		Plastic case	LI60-20BxxPU	85-264VAC/120-370VDC	5, 12, 24, 48	1	64	
75W	Standard DIN Rail Power Supply	Standard	LI75-23BxxR3	85-305VAC/120-430VDC	12, 24, 48	1	66	
		Economical	LI75-20BxxR2S	90-264VAC/120-370VDC	12, 24, 48	1	66	
100W	Standard DIN Rail Power Supply	Plastic case	LI100-20BxxPR2	85-264VAC/120-370VDC	12, 15, 24, 48	1	62	
		Plastic case (white)	LI100-20BxxPR3	85-264VAC/120-370VDC	12, 15, 24, 48	1	62	
120W	Standard DIN Rail Power Supply	Standard	LI120-23BxxR3	85-305VAC/120-430VDC	24, 48	1	67	
		Economical	LI120-20BxxR2S	90-264VAC/127-370VDC	12, 24, 48	1	67	
		ATEX IECEx, PFC	LIF120-10BxxR2S-EX	85-264VAC/120-370VDC	12, 24, 48	1	69	
		Standard, PFC	LIF120-10BxxR2	85-264VAC/120-370VDC	12, 24, 48, 55	1	69	
		2-phase/single-phase	LI120-26Bxx	180-600VAC/254-848VDC	12, 24, 48	1	73	
High-reliability DIN Rail Power Supply	Standard, PFC	LIMF120-23Bxx	85-277VAC/120-390VDC	12, 24, 48	1	77		
150W	Standard DIN Rail Power Supply	Plastic case	LI150-20BxxPR2	85-264VAC/120-370VDC	12, 15, 24, 48	1	63	
240W	Standard DIN Rail Power Supply	Standard, PFC	LIF240-10BxxR2	85-264VAC/120-370VDC	12, 24, 48, 55	1	70	
		Economical, PFC	LIF240-10BxxR2S	85-264VAC/120-370VDC	12, 24, 48	1	70	
		2-phase/single-phase, PFC	LIF240-26Bxx	180-550VAC/254-780VDC	24, 48	1	73	
		3-phase	LIT240-26Bxx	320-600VAC/450-850VDC	24, 48	1	75	
	High-reliability DIN Rail Power Supply	Standard, PFC	LIMF240-23Bxx	85-277VAC/120-390VDC	12, 24, 48	1	77	
High-reliability DIN Rail Power Supply	Enhanced, PFC	LIHF240-23Bxx	85-277VAC/120-390VDC	24, 48	1	80		
	3-phase, PFC	LITF240-26Bxx	320-600VAC/450-800VDC	24, 48	1	83		
	Standard DIN Rail Power Supply	Standard, PFC	LIF480-10BxxR2	85-264VAC/120-370VDC	24, 48	1	71	
3-phase, PFC		LITF480-26BxxS	320-550VAC/450-800VDC	24, 48	1	75		
Standard, PFC		LIMF480-23Bxx	85-277VAC/120-390VDC	24, 48	1	78		
High-reliability DIN Rail Power Supply		Enhanced, PFC	LIHF480-23Bxx	85-277VAC/120-390VDC	24, 48	1	80	
480W	High-reliability DIN Rail Power Supply	3-phase, PFC	LITF480-26Bxx	320-600VAC/450-800VDC	24, 36, 48	1	83	
		Standard DIN Rail Power Supply	Standard, PFC	LIF960-22Bxx	180-264VAC/254-370VDC	24, 48	1	71
			Enhanced, PFC	LIHF960-23Bxx	85-277VAC/120-390VDC	24, 48	1	81
960W	High-reliability DIN Rail Power Supply	3-phase, PFC	LITF960-26Bxx	320-600VAC/450-800VDC	24, 36, 48	1	84	

AC/DC Switching Power Supply List

High Power Density • CRPS Server Power Supply



High Power Density • LOF Series (Power: 120-750W)



Power	Series	Features	Part No.	Input Voltage Range	Output Voltage (VDC)	No. of Output	Page
120W	High Power Density	Open-frame package	LOF120-20Bxx	85-264VAC/120-370VDC	12, 15, 19, 24, 27, 36, 48, 54	1	86
		Enclosed package	LOF120-20Bxx-C	85-264VAC/120-370VDC	12, 15, 19, 24, 27, 36, 48, 54	1	86
225W	High Power Density	Open-frame package	LOF225-20Bxx	85-264VAC/120-370VDC	12, 15, 18, 19, 24, 27, 36, 48, 54	1	87
		Enclosed package	LOF225-20Bxx-C	85-264VAC/120-370VDC	12, 15, 18, 19, 24, 27, 36, 48, 54	1	87
350W	High Power Density	Open-frame package	LOF350-20Bxx	90-264VAC/127-370VDC	12, 15, 18, 19, 24, 27, 36, 48, 54	1	88
		Enclosed package	LOF350-20Bxx-C	90-264VAC/127-370VDC	12, 15, 18, 19, 24, 27, 36, 48, 54	1	88
450W	High Power Density	Open-frame package	LOF450-20Bxx	90-264VAC/127-370VDC	12, 15, 18, 19, 24, 27, 36, 48, 54	1	89
		Enclosed package	LOF450-20Bxx-C	90-264VAC/127-370VDC	12, 15, 18, 19, 24, 27, 36, 48, 54	1	89
		Built-in fan	LOF450-20Bxx-CF	90-264VAC/127-370VDC	12, 15, 18, 19, 24, 27, 36, 48, 54	1	89
550W	High Power Density	Open-frame package	LOF550-20Bxx	90-264VAC/127-370VDC	12, 15, 18, 19, 24, 27, 36, 48, 54	1	90
		Enclosed package	LOF550-20Bxx-C	90-264VAC/127-370VDC	12, 15, 18, 19, 24, 27, 36, 48, 54	1	90
		Built-in fan	LOF550-20Bxx-CF	90-264VAC/127-370VDC	12, 15, 18, 19, 24, 27, 36, 48, 54	1	90
750W	High Power Density	Open-frame package	LOF750-20Bxx	90-264VAC/127-370VDC	12, 15, 24, 27, 36, 48, 54	1	91

CRPS Server Power Supply • LMS Series (Power: 550-800W)



Power	Features	Part No.	Input Voltage Range	Output Voltage (VDC)	No. of Output	Page
550W	80 PLUS Platinum Efficiency	LMS550-P12B	90-264VAC/180-320VDC	12	1	94
800W	80 PLUS Platinum Efficiency	LMS800-P12B	90-264VAC/180-320VDC	12	1	94

EMC Auxiliary Device • FC Series



Series	Part No.	Input Voltage Range	Output Current	Recommend	Mounting	Page
On-board EMC Filter	FC-L01DR2	85-305VAC	1A	LD01 ~ LD20, LS01/03/05	DIP	95
	FC-L01D	85-305VAC	1A	LD01 ~ LD20, LS01/03/05	DIP	95
	FC-L01D2	85-305VAC	1A	LD01 ~ LD20, LS01/03/05	DIP	95
	FC-LX1D	85-305VAC	1.5A	LD01 ~ LD30	DIP	95
	FC-LX1D2	85-305VAC	1.5A	LD01 ~ LD30	DIP	95
DIN Rail EMC Filter	FC-L03lx	0-305VAC	3A	LD20/40	DIN Rail	96
	FC-L03Wx	0-305VAC	3A	LM(F)15 ~ LM(F)200	Integrated wire connection and DIN Rail	96
	FC-L06Wx	0-305VAC	6A	LM(F)150 ~ LM(F)450	Integrated wire connection and DIN Rail	96
	FC-L10Wx	0-305VAC	10A	LM(F)450 ~ LM(F)600	Integrated wire connection and DIN Rail	97
	FC-L16Wx	0-305VAC	16A	LM(F)1000	Integrated wire connection and DIN Rail	97



305RAC

35-150W



- ▶ Compact size: saving customers' design space
- ▶ Input voltage range: 80-305VAC/100-430VDC
- ▶ Operating temperature range: -40°C to +85°C
- ▶ Output short circuit, over-current, over-voltage protections
- ▶ Isolation voltage up to 4000VAC
- ▶ Safety according to IEC/EN/UL/BS EN62368, GB4943, EN60335, EN61558, EN62477 standards
- ▶ OVC III (designed to meet EN62477)
- ▶ Fast delivery
- ▶ Note: Use suffix "C" for terminals with protective cover, suffix "Q" for conformal coating, suffix "CQ" for both terminal with protective cover and conformal coating, suffix "QQ" for both-sides conformal coating, suffix "CQQ" for both terminals with protective cover and both-sides conformal coating

200-350W



- ▶ Compact size: saving customers' design space
- ▶ Operating temperature range: -40°C to +85°C
- ▶ Output short circuit, over-current, over-voltage, over-temperature protections
- ▶ Isolation voltage up to 4000VAC
- ▶ Safety according to IEC/EN/UL/BS EN62368, GB4943, EN60335, EN61558, EN62477 standards
- ▶ Fast delivery
- ▶ Note: Use suffix "C" for terminals with protective cover, suffix "Q" for conformal coating, suffix "CQ" for both terminal with protective cover and conformal coating, suffix "QQ" for both-sides conformal coating, suffix "CQQ" for both terminals with protective cover and both-sides conformal coating



Specification (For more information, pls visit <https://www.mornsun-power.com>)

Series	LM35-23BxxR2	LM50-23BxxR2	LM75-23BxxR2	LM100-23BxxR2	LM150-23BxxR2
Input Voltage	80-305VAC/100-430VDC				
Inrush Current (@230VAC)	Cold start, 50A	Cold start, 60A	Cold start, 75A	Cold start, 65A	Cold start, 60A
Standby Power Consumption	<0.5W		5-24V Output:<0.3W 36-54V Output:<0.5W	<0.5W	
Over-current Protection (Self-recovery)	120%-200%Io			115%-200%Io	120%-200%Io
Short Circuit Protection	Hiccup, continuous, self-recovery				
Isolation Voltage (Electric strength test for 1min, leakage current <10mA)	Input-Output: 4kVAC, Input-PE: 2kVAC, Output-PE: 1.25kVAC				
Operating Temperature	-40°C to +85°C				
EMC	EMI	CISPR32/EN55032 Class B		CISPR32/EN55032 Class B, IEC/EN61000-3-2 Class A	CISPR32/EN55032 Class B
	EMS	IEC/EN 61000-4-2 Contact ±6KV IEC/EN 61000-4-3 10V/m IEC/EN61000-4-6 10 Vr.m.s IEC/EN61000-4-4,5,11		IEC/EN 61000-4-2 Contact ±6KV IEC/EN 61000-4-3 10V/m IEC/EN61000-4-6 10 Vr.m.s IEC/EN61000-4-8 30A/m IEC/EN61000-4-4,5,11	
Safety Standard	IEC/UL/EN/BS EN62368, EN60335, EN61558, EN62477, GB4943				
MTBF	MIL-HDBK-217F@25°C > 300,000 h				
Dimension (LxWxH)(mm)	99 x 65 x 30		99 x 82 x 30	99 x 97 x 30	
Packaging	84pcs/15.33kg	84pcs/15.33kg	70pcs/18.02kg	60pcs/17.96kg	60pcs/18.56kg

Specification (For more information, pls visit <https://www.mornsun-power.com>)

Series	LM200-20BxxR2	LM350-20BxxR2	LM200-22BxxR2	LM350-22BxxR2
Input Voltage	90-132VAC/180-264VAC		176-305VAC/240-430VDC	176-264VAC/240-370VDC
Inrush Current (@230VAC)	Cold start, 60A	Cold start, 60A	Cold start, 60A	Cold start, 80A
Standby Power Consumption	<0.75W			
Over-current Protection (Self-recovery)	120%-250%Io	130%-220%Io	120%-250%Io	130%-220%Io
Short Circuit Protection	Hiccup, continuous, self-recovery			
Isolation Voltage (Electric strength test for 1min, leakage current <10mA)	Input-Output: 4kVAC, Input-PE: 2kVAC, Output-PE: 0.5kVAC			
Operating Temperature	-40°C to +85°C			
EMC	EMI	CISPR32/EN55032 Class A		
	EMS	IEC/EN 61000-4-2 Contact ±6KV, IEC/EN 61000-4-3 10V/m, IEC/EN61000-4-6 10 Vr.m.s, IEC/EN61000-4-8 30A/m, IEC/EN61000-4-4,5,11		
Safety Standard	IEC/UL/EN/BS EN62368, EN60335, EN61558, EN62477, GB4943			
MTBF	MIL-HDBK-217F@25°C > 300,000 h			
Dimension (LxWxH)(mm)	159 x 97 x 30	179 x 106 x 30	12-15V: 159 x 97 x 30 24-54V: 129 x 97 x 30	179 x 106 x 30
Packaging	33pcs/15.59kg	28pcs/17.86kg	33pcs/15.26kg	28pcs/17.02kg

LM35-23BxxR2, LM50-23BxxR2

- Input voltage range: 80-305VAC or 100-430VDC
- Accepts AC or DC input (dual-use of same terminal)
- Operating temperature range: -40°C to +85°C
- Low standby power consumption, high efficiency
- Isolation voltage up to 4000VAC
- Low ripple & noise
- Output short circuit, over-current, over-voltage protections
- OVC III (designed to meet EN62477)
- Operating altitude up to 5000m



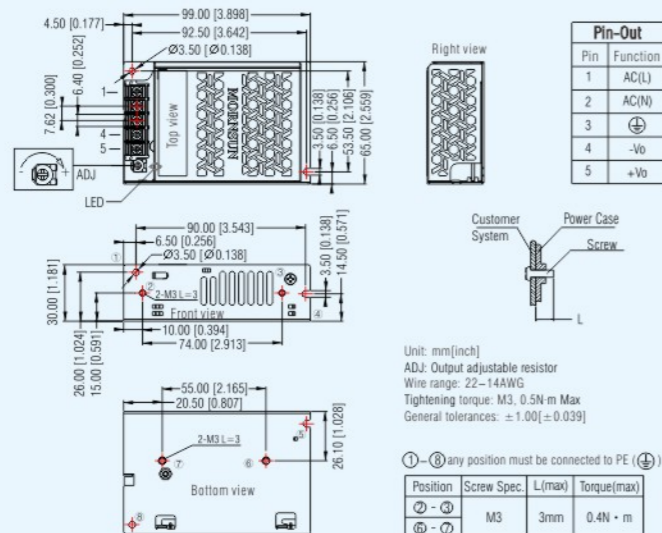
Selection Guide

Power Range	Part No.	Power	Input Voltage	Output Voltage/Current	Efficiency (%) (typ.)	Markings	Datasheet
35W	LM35-23B05R2	35W	80-305VAC/ 100-430VDC	5V/7.0A	86		
	LM35-23B12R2	36W		12V/3.0A	87.5		
	LM35-23B15R2	36W		15V/2.4A	87.5		
	LM35-23B24R2	36W		24V/1.5A	88.5		
	LM35-23B36R2	36W		36V/1.0A	88.5		
	LM35-23B48R2	38.4W		48V/0.8A	89.5		
LM35-23B54R2	36W	54V/0.67A	89.5				
50W	LM50-23B05R2	50W	80-305VAC/ 100-430VDC	5V/10A	86		
	LM50-23B12R2	50.4W		12V/4.2A	88		
	LM50-23B15R2	51W		15V/3.4A	88		
	LM50-23B24R2	52.8W		24V/2.2A	89.5		
	LM50-23B36R2	52.2W		36V/1.45A	90		
	LM50-23B48R2	52.8W		48V/1.1A	90.5		
LM50-23B54R2	50W	54V/0.925A	90.5				

Note: Use suffix "C" for terminals with protective cover, suffix "Q" for conformal coating, suffix "CQ" for both terminal with protective cover and conformal coating, suffix "CQ" for both-sides conformal coating, suffix "CQQ" for both terminals with protective cover and both-sides conformal coating.

Package Dimension

1 LM35/50-23BxxR2 Series: LxWxH:99.00 x 65.00 x 30.00(mm)



Unit: mm [inch]
 ADJ: Output adjustable resistor
 Wire range: 22-14AWG
 Tightening torque: M3, 0.5N·m Max
 General tolerances: ±1.00 [±0.039]

①-⑧ any position must be connected to PE (⊕)

LM75-23BxxR2, LM100-23BxxR2

- Input voltage range: 80-305VAC or 100-430VDC
- Accepts AC or DC input (dual-use of same terminal)
- Operating temperature range: -40°C to +85°C
- Low standby power consumption, high efficiency
- Isolation voltage up to 4000VAC
- Low ripple & noise
- Operating altitude up to 5000m
- Output short circuit, over-current, over-voltage protections
- OVC III (designed to meet EN62477)
- Safety according to IEC/EN/UL/BS EN62368, EN60335, EN61558, EN62477, GB4943



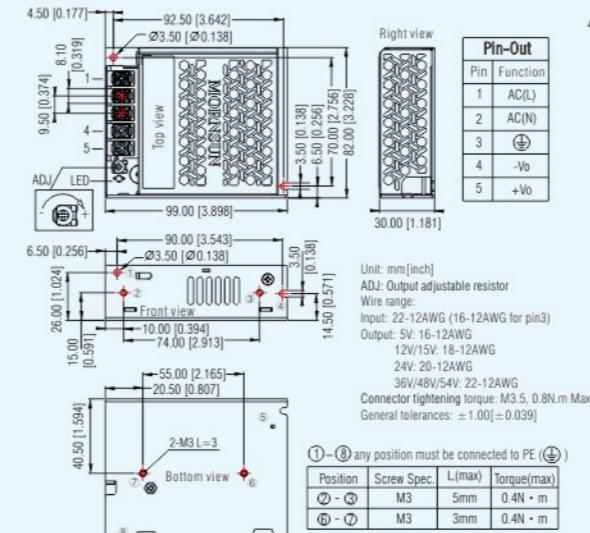
Selection Guide

Power Range	Part No.	Power	Input Voltage	Output Voltage/Current	Efficiency (%) (typ.)	Markings	Datasheet
75W	LM75-23B05R2	70W	80-305VAC/ 100-430VDC	5V/14A	86.5		
	LM75-23B12R2	72W		12V/6A	89		
	LM75-23B15R2	75W		15V/5A	89		
	LM75-23B24R2	76.8W		24V/3.2A	91		
	LM75-23B36R2	75.6W		36V/2.1A	91		
	LM75-23B48R2	76.8W		48V/1.6A	92.5		
LM75-23B54R2	75.6W	54V/1.4A	92.5				
100W	LM100-23B05R2	90W	80-305VAC/ 100-430VDC	5V/18A	87		
	LM100-23B12R2	102W		12V/8.5A	90		
	LM100-23B15R2	105W		15V/7.0A	90		
	LM100-23B24R2	108W		24V/4.5A	90.5		
	LM100-23B36R2	100.8W		36V/2.8A	90.5		
	LM100-23B48R2	110.4W		48V/2.3A	91.5		
LM100-23B54R2	102.6W	54V/1.9A	91.5				

Note: Use suffix "C" for terminals with protective cover, suffix "Q" for conformal coating, suffix "CQ" for both terminal with protective cover and conformal coating, suffix "CQ" for both-sides conformal coating, suffix "CQQ" for both terminals with protective cover and both-sides conformal coating.

Package Dimension

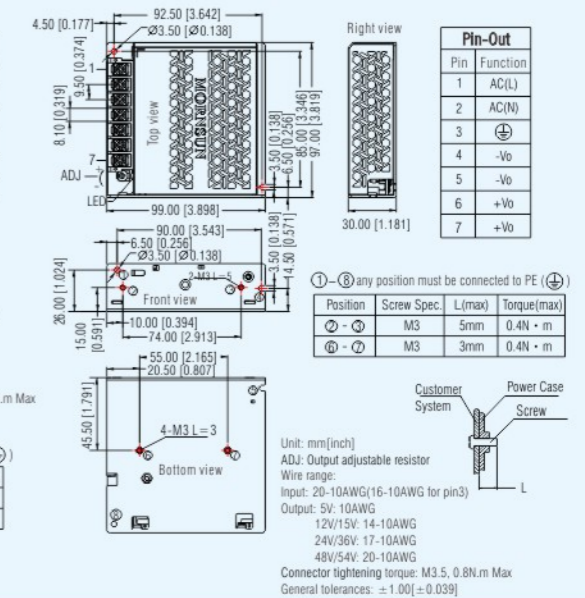
1 LM75-23BxxR2 Series: LxWxH:99.00 x 82.00 x 30.00(mm)



Unit: mm [inch]
 ADJ: Output adjustable resistor
 Wire range: 22-12AWG (16-12AWG for pin3)
 Input: 5V-16-12AWG
 Output: 5V-16-12AWG
 12V/15V-18-12AWG
 24V-20-12AWG
 36V/48V/54V-22-12AWG
 Connector tightening torque: M3.5, 0.8N·m Max
 General tolerances: ±1.00 [±0.039]

①-⑧ any position must be connected to PE (⊕)

2 LM100-23BxxR2 Series: LxWxH:99.00 x 97.00 x 30.00(mm)



Unit: mm [inch]
 ADJ: Output adjustable resistor
 Wire range: 20-10AWG (16-10AWG for pin3)
 Input: 20-10AWG (16-10AWG for pin3)
 Output: 5V-10AWG
 12V/15V-14-10AWG
 24V/36V-17-10AWG
 48V/54V-20-10AWG
 Connector tightening torque: M3.5, 0.8N·m Max
 General tolerances: ±1.00 [±0.039]

①-⑧ any position must be connected to PE (⊕)

LM150-23BxxR2

- Input voltage range: 80-305VAC or 100-430VDC
- Accepts AC or DC input (dual-use of same terminal)
- Operating temperature range: -40°C to +85°C
- Low standby power consumption, high efficiency, compact size
- Isolation voltage up to 4000VAC
- Output short circuit, over-current, over-voltage, over-temperature protections
- Operating altitude up to 5000m
- OVC III (designed to meet EN62477)
- Safety according to UL/EN/IEC/BS EN62368, EN/IEC60335 standards



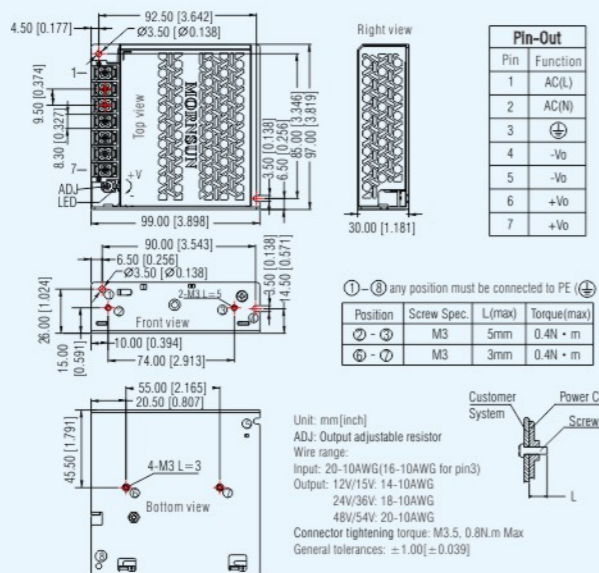
Selection Guide

Power Range	Part No.	Power	Input Voltage	Output Voltage/Current	Efficiency (%) (typ.)	Markings	Datasheet
150W	LM150-23B12R2	150W	80-305VAC/ 100-430VDC	12V/12.5A	91.5		
	LM150-23B15R2	150W		15V/10A	91.5		
	LM150-23B24R2	156W		24V/6.5A	91.5		
	LM150-23B36R2	154.8W		36V/4.3A	91.5		
	LM150-23B48R2	158.4W		48V/3.3A	92		
	LM150-23B54R2	151.2W		54V/2.8A	92		

Note: Use suffix "C" for terminals with protective cover, suffix "Q" for conformal coating, suffix "CQ" for both terminal with protective cover and conformal coating, suffix "QQ" for both-sides conformal coating, suffix "CQQ" for both terminals with protective cover and both-sides conformal coating.

Package Dimension

⑥ LM150-23BxxR2 Series: LxWxH:99.00 x 97.00 x 30.00(mm)



LM200-20BxxR2, LM200-22BxxR2

- Input voltage range: 90-132VAC or 180-264VAC/240-370VDC (LM200-20BxxR2)
176-305VAC/240-430VDC (LM200-22BxxR2)
- Accepts AC or DC input (dual-use of same terminal)
- Operating temperature range: -40°C to +85°C
- Isolation voltage up to 4000VAC
- Compact size, high power density
- High efficiency, high reliability
- Output short circuit, over-current, over-voltage, over-temperature protections
- OVC III (designed to meet EN62477)
- Operating altitude up to 5000m



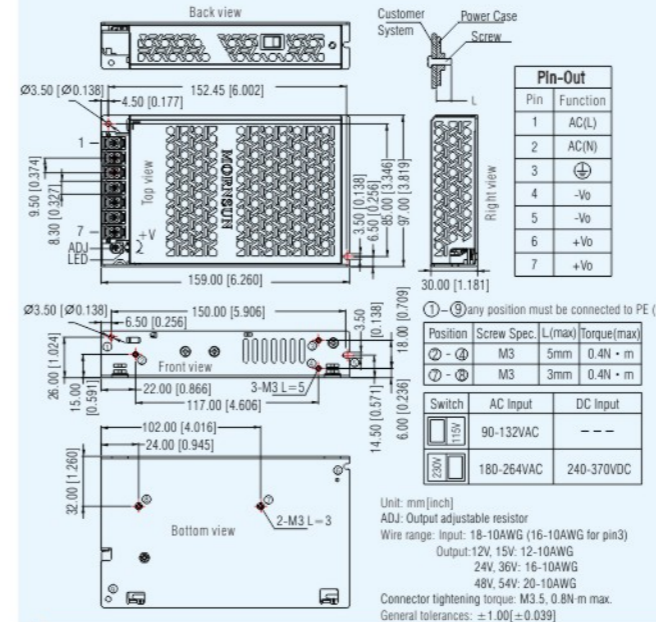
Selection Guide

Power Range	Part No.	Power	Input Voltage	Output Voltage/Current	Efficiency (%) (typ.)	Markings	Datasheet
200W	LM200-20B12R2	204W	90-132VAC/ 180-264VAC/ 240-370VDC	12V/17A	89		
	LM200-20B15R2	210W		15V/14A	89		
	LM200-20B24R2	211.2W		24V/8.8A	91		
	LM200-20B36R2	212.4W		36V/5.9A	91.5		
	LM200-20B48R2	211.2W		48V/4.4A	92		
	LM200-20B54R2	210.6W		54V/3.9A	92		
200W	LM200-22B12R2	204W	176-305VAC/ 240-430VDC	12V/17A	89		
	LM200-22B15R2	210W		15V/14A	89		
	LM200-22B24R2	211.2W		24V/8.8A	91		
	LM200-22B36R2	212.4W		36V/5.9A	91.5		
	LM200-22B48R2	211.2W		48V/4.4A	92		
	LM200-22B54R2	210.6W		54V/3.9A	92		

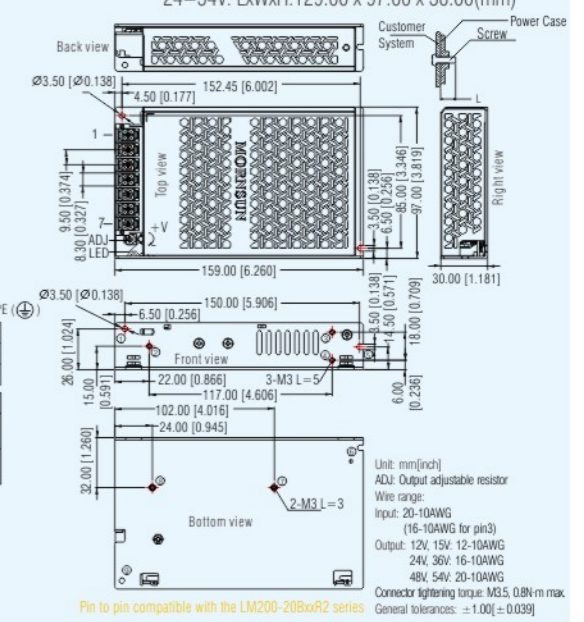
Note: Use suffix "C" for terminals with protective cover, suffix "Q" for conformal coating, suffix "CQ" for both terminal with protective cover and conformal coating, suffix "QQ" for both-sides conformal coating, suffix "CQQ" for both terminals with protective cover and both-sides conformal coating.

Package Dimension

① LM200-20BxxR2 Series: LxWxH:159.00 x 97.00 x 30.00(mm)



② LM200-22BxxR2 12-15V: LxWxH:159.00 x 97.00 x 30.00(mm)
24-54V: LxWxH:129.00 x 97.00 x 30.00(mm)



LM350-20BxxR2, LM350-22BxxR2

- Input voltage range: 90-132VAC or 180-264VAC/240-370VDC (LM350-20BxxR2)
176-264VAC/240-370VDC (LM350-22BxxR2)
- Accepts AC or DC input (dual-use of same terminal)
- Operating temperature range: -40°C to +85°C
- Isolation voltage up to 4000VAC
- Compact size, high power density
- High efficiency, high reliability
- Output short circuit, over-current, over-voltage, over-temperature protections
- OVC III (designed to meet EN62477)
- Operating altitude up to 5000m
- Safety according to IEC/EN/UL/BS EN62368, EN60335, EN61558, EN62477, GB4943

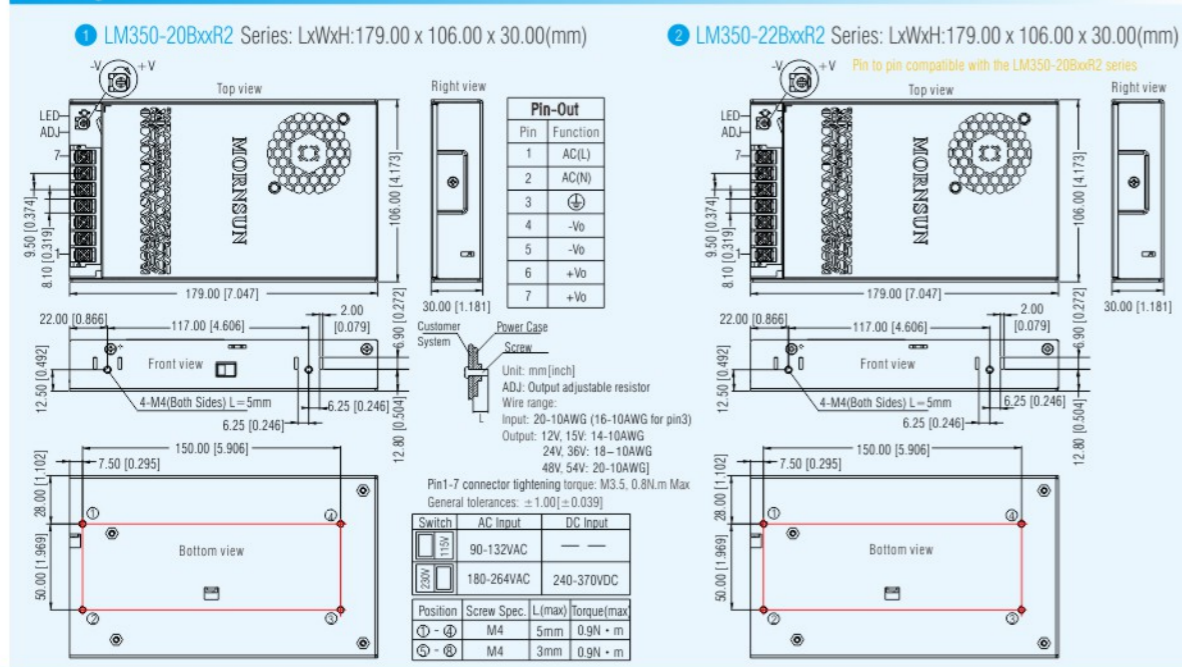


Selection Guide

Power Range	Part No.	Power	Input Voltage	Output Voltage/Current	Efficiency (%) (typ.)	Markings	Datasheet
350W	LM350-20B12R2	348W	90-132VAC/ 180-264VAC/ 240-370VDC	12V/29A	85.5		
	LM350-20B15R2	349.5W		15V/23.3A	86		
	LM350-20B24R2	350.4W		24V/14.6A	88		
	LM350-20B36R2	349.2W		36V/9.7A	88.5		
	LM350-20B48R2	350.4W		48V/7.3A	89		
	LM350-20B54R2	351W		54V/6.5A	88.5		
350W	LM350-22B12R2	348W	176-264VAC/ 240-370VDC	12V/29A	85.5		
	LM350-22B15R2	349.5W		15V/23.3A	86		
	LM350-22B24R2	350.4W		24V/14.6A	88		
	LM350-22B36R2	349.2W		36V/9.7A	88.5		
	LM350-22B48R2	350.4W		48V/7.3A	89		
	LM350-22B54R2	351W		54V/6.5A	88.5		

Note: Use suffix "C" for terminals with protective cover, suffix "Q" for conformal coating, suffix "CQ" for both terminal with protective cover and conformal coating, suffix "CQ" for both-sides conformal coating, suffix "CQ" for both terminals with protective cover and both-sides conformal coating.

Package Dimension



200-750W



- Ultra narrow size AC-DC switching power supply
- Semi-potted process, fanless design
- Operating temperature range: -40°C to +85°C
- Active PFC, isolation voltage up to 4000VAC
- 150% peak load output for 1 second
- Output short circuit, over-current, over-voltage, over-temperature protections
- Operating altitude up to 5000m
- Safety according to EN/UL62368, EN60335, EN61558, GB4943

Specification (For more information, pls visit <https://www.mornsun-power.com>)

Series	LMF200-23BxxUH	LMF350-23BxxUH	LMF500-23BxxUH	LMF750-23BxxUH
Input Voltage	85-305VAC/120-430VDC			
Inrush Current (@230VAC)	Cold start, 80A		Cold start, 60A	
Over-current Protection (Self-recovery)	105% - 200% Io, delay protection, delay time 1s, self-recovery after the abnormality is removed		110% - 200% Io, delay protection, delay time 1s, self-recovery after the abnormality is removed	
Short Circuit Protection	Hiccup, continuous, self-recovery			
Isolation Voltage (Electric strength test for 1min, leakage current <10mA)	Input-Output: 4kVAC, Input-PE: 2kVAC, Output-PE: 1.25kVAC		Input-Output: 4kVAC, Input-PE: 2kVAC, Output-PE: 1.5kVAC	
Operating Temperature	-40°C to +70°C		-40°C to +85°C	
EMC	EMI	CISPR32/EN55032 Class B, IEC/EN61000-3-2 Class A, Class C and Class D		CISPR32/EN55032 Class B, IEC/EN61000-3-2 Class A, IEC/EN6100-3-3
	EMS	IEC/EN61000-4-2 Contact ±6KV IEC/EN61000-4-3 10V/m IEC/EN61000-4-4 ±4KV IEC/EN61000-4-6 10 Vr.m.s IEC/EN61000-4-5,11 MS-SOP-DQC-007		IEC/EN61000-4-2 Contact ±6KV IEC/EN61000-4-3 10V/m IEC/EN61000-4-4 ±2KV IEC/EN61000-4-6 10 Vr.m.s IEC/EN61000-4-8 30A/m IEC/EN61000-4-5,11 MS-SOP-DQC-007
Safety Standard	UL/EN/BS EN62368, EN60335, EN61558, GB4943			
MTBF	MIL-HDBK-217F@25°C > 300,000 h		MIL-HDBK-217F@25 > 200,000 h	
Dimension (LxWxH)(mm)	194 x 55 x 26	220 x 62 x 31	232 x 81 x 31	237 x 100 x 41
Packaging	26pcs/12.86kg	24pcs/17.92kg	18pcs/19.83kg	12pcs/18.1kg

LMF200-23BxxUH, LMF350-23BxxUH

- Input voltage range: 85-305VAC or 120-430VDC
- Accepts AC or DC input (dual-use of same terminal)
- Semi-potted process, fanless design
- Operating ambient temperature range: -40°C to +70°C/-40°C to +85°C
- High efficiency, active PFC
- 150% peak load output for 1 second
- Isolation voltage up to 4000VAC
- Output short circuit, over-current, over-voltage, over-temperature protections
- Operating altitude up to 5000m
- Safety according to EN/UL/BS EN62368, EN60335, EN61558, GB4943

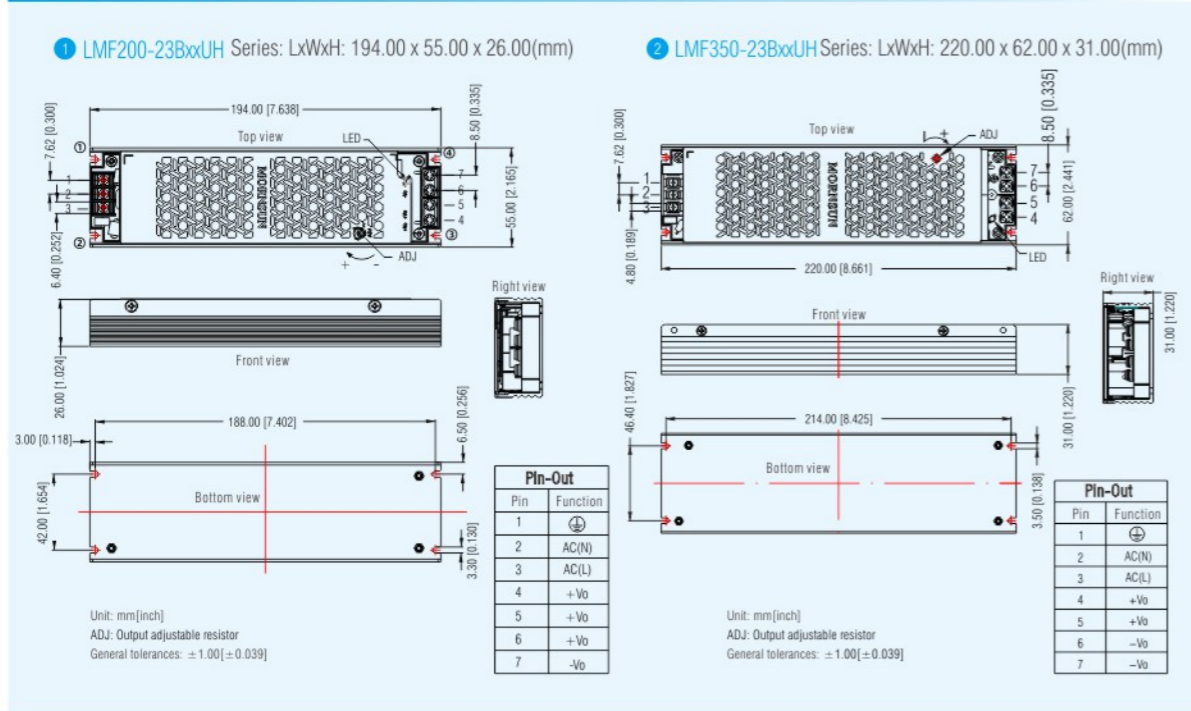


Selection Guide

Power Range	Part No.	Power	Input Voltage	Output Voltage/Current	Efficiency (%) (typ.)	Markings	Datasheet
200W	LMF200-23B05UH	200W	85-305VAC/ 120-430VDC	5V/40A	91		
	LMF200-23B12UH	200.4W		12V/16.7A	93		
	LMF200-23B24UH	201.6W		24V/8.4A	94		
	LMF200-23B28UH	200.2W		28V/7.15A	94		
	LMF200-23B36UH	201.6W		36V/5.6A	94		
	LMF200-23B48UH	201.6W		48V/4.2A	94		
350W	LMF350-23B05UH	300W	85-305VAC/ 120-430VDC	5V/60A	90		
	LMF350-23B12UH	350.4W		12V/29.2A	92		
	LMF350-23B24UH	350.4W		24V/14.6A	94		
	LMF350-23B28UH	350W		28V/12.5A	94		
	LMF350-23B36UH	351W		36V/9.75A	94		
	LMF350-23B48UH	350.4W		48V/7.32A	94		

Note: Use suffix "YW" for 12V, 24V output products with optional salt-spray proof at terminal, and 350W products suffix "C" for terminal with protective cover.

Package Dimension



LMF500-23BxxUH, LMF750-23BxxUH

- Input voltage range: 85-305VAC or 120-430VDC
- Accepts AC or DC input (dual-use of same terminal)
- Operating ambient temperature range: -40°C to +85°C
- Output short circuit, over-current, over-voltage, over-temperature protections
- Low ripple & noise
- High efficiency, active PFC
- 150% peak load output for 1 second
- Ultra narrow shape, semi-potted process, fanless design
- Isolation voltage up to 4000VAC
- Operating altitude up to 5000m
- Safety according to IEC/EN/UL/62368, EN60335, EN61558, GB4943

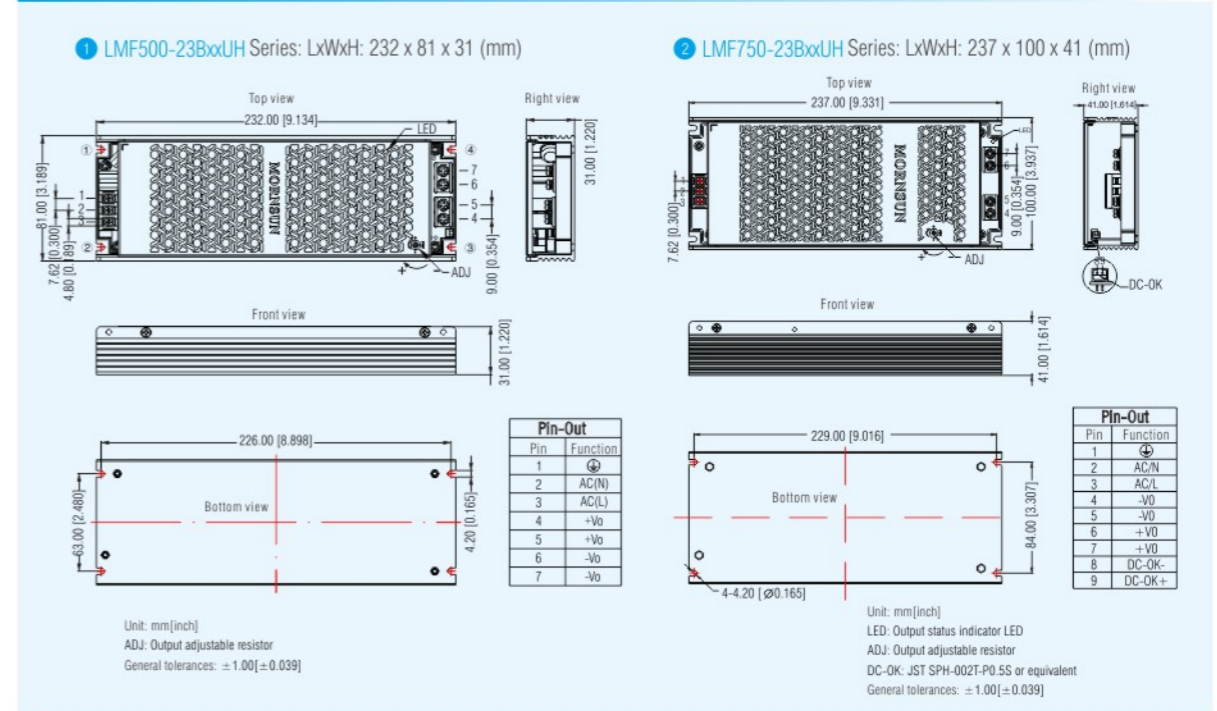


Selection Guide

Power Range	Part No.	Power	Input Voltage	Output Voltage/Current	Efficiency (%) (typ.)	Markings	Datasheet
500W	LMF500-23B05UH	400W	85-305VAC/ 120-430VAC	5V/80A	90		
	LMF500-23B12UH	500.4W		12V/41.7A	94		
	LMF500-23B24UH	501.6W		24V/20.9A	94.5		
	LMF500-23B28UH	501.2W		28V/17.9A	94.5		
	LMF500-23B36UH	500.4W		36V/13.9A	95		
	LMF500-23B48UH	501.6W		48V/10.45A	95		
750W	LMF750-23B12UH	720W	85-305VAC/ 120-430VAC	12V/60A	94		
	LMF750-23B24UH	751.2W		24V/31.3A	95		
	LMF750-23B36UH	752.4W		36V/20.9A	95		
	LMF750-23B48UH	753.6W		48V/15.7A	96		

Note: Use suffix "C" for terminals with protective cover.

Package Dimension





350-500W

RoHS

- ▶ Ultra narrow size AC-DC switching power supply
- ▶ Semi-potted process, fanless design
- ▶ Narrow input voltage range: 176-305VAC/240-430VDC
- ▶ Operating temperature range: -40°C to +85°C
- ▶ Accepts AC or DC input (dual-use of same terminal)
- ▶ Output short circuit, over-current, over-voltage, over-temperature protections
- ▶ Isolation voltage up to 4000VAC
- ▶ Operating altitude up to 5000m
- ▶ Safety according to EN/UL/BS EN62368, EN60335, EN61558, GB4943

Specification (For more information, pls visit <https://www.mornsun-power.com>)

Series	LM350-22BxxUH	LM500-22BxxUH
Input Voltage	176-305VAC/240-430VDC	
Inrush Current (@230VAC)	Cold start, 60A	
Over-current Protection (Self-recovery)	110% - 200% I _o	≥110% I _o
Short Circuit Protection	Hiccup, continuous, self-recovery	
Isolation Voltage (Electric strength test for 1min, leakage current <10mA)	Input-output: 4kVAC, Input-PE: 2kVAC, Output-PE: 1.5kVAC	
Operating Temperature	-40°C to +85°C	
EMC	EMI	CISPR32/EN55032 Class A
	EMS	IEC/EN61000-4-2 Contact ±6KV IEC/EN61000-4-3 10V/m IEC/EN61000-4-4 ±2KV IEC/EN61000-4-6 10 Vr.m.s IEC/EN61000-4-5,11
Safety Standard	UL62368, GB4943, IS13252(Part1)&EN62368, BS EN61558, EN61558, EN60335	UL/EN/BS EN62368, EN60335, EN61558, GB4943
MTBF	MIL-HDBK-217F@25°C > 300,000 h	
Dimension (LxWxH)(mm)	220 x 59.7 x 31	232 x 81 x 34
Packaging	24pcs/13.2kg	20pcs/16.8kg

LM350-22BxxUH, LM500-22BxxUH

- Narrow input voltage range: 176-305VAC/240-430VDC
- Semi-potted process, fanless design
- Accepts AC or DC input (dual-use of same terminal)
- Operating temperature range: -40°C to +85°C
- Output short circuit, over-current, over-voltage, over-temperature protections
- Isolation voltage up to 4000VAC
- Operating altitude up to 5000m
- Safety according to EN/UL/BS EN62368, EN60335, EN61558, GB4943



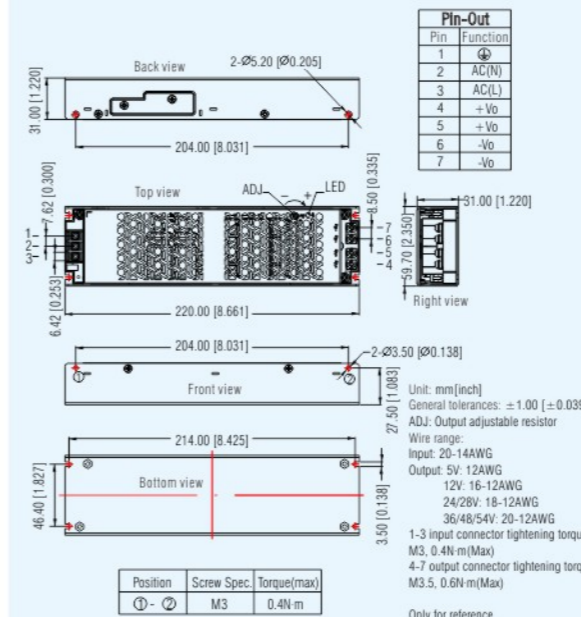
Selection Guide

Power Range	Part No.	Power	Input Voltage	Output Voltage/Current	Efficiency (%) (typ.)	Markings	Datasheet
350W	LM350-22B05UH	300W	176-305VAC/ 240-430VAC	5V/60A	89	—	
	LM350-22B12UH	350.4W		12V/29.2A	91		
	LM350-22B24UH	350.4W		24V/14.6A	93		
	LM350-22B28UH	350W		28V/12.5A	93		
	LM350-22B36UH	351W		36V/9.75A	93		
	LM350-22B48UH	350.4W		48V/7.3A	93		
500W	LM500-22B54UH	351W	176-305VAC/ 240-430VAC	54V/6.5A	93	—	
	LM500-22B12UH	500.4W		12V/41.7A	94		
	LM500-22B24UH	501.6W		24V/20.9A	95		
	LM500-22B28UH	501.2W		28V/17.9A	95		
	LM500-22B36UH	500.4W		36V/13.9A	95		
	LM500-22B48UH	499.2W		48V/10.4A	95		
	LM500-22B54UH	502.2W	54V/9.3A	95			

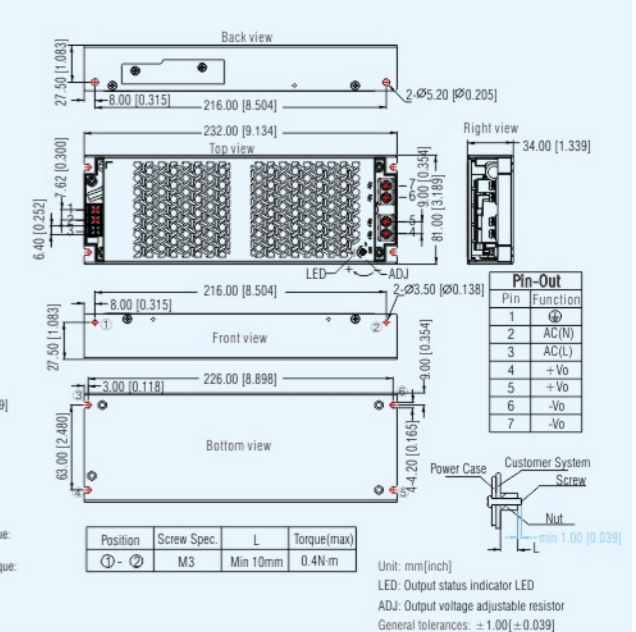
Note: Use suffix "C" for terminals with protective cover.

Package Dimension

1 LM350-22BxxUH Series: LxWxH: 220 x 59.7 x 31 (mm)



2 LM500-22BxxUH Series: LxWxH: 232 x 81 x 34 (mm)





450-550W

RoHS

- ▶ Ultra narrow size AC-DC switching power supply
- ▶ Semi-potted process, fanless design
- ▶ Narrow input voltage range: 176-285VAC/240-400VDC
- ▶ Operating temperature range: -40°C to +85°C
- ▶ AC OK/DC OK functions
- ▶ Isolation voltage up to 3000VAC
- ▶ Input undervoltage, output short circuit, over-current, over-voltage, over-temperature protections
- ▶ Operating altitude up to 3000m
- ▶ Safety according to EN62368, GB4943

LM450-12Dxx09-50, LM550-12Dxx12-40

- Narrow input voltage range: 176-285VAC/240-400VDC
- Accepts AC or DC input (dual-use of same terminal)
- Operating temperature range: -40°C to +85°C
- high efficiency, low ripple & noise
- AC OK/DC OK functions
- Isolation voltage up to 3000VAC
- Input under-voltage, output short circuit, over-current, over-voltage, over-temperature protections
- Operating altitude up to 3000m
- Safety according to EN62368, GB4943



Specification (For more information, pls visit <https://www.mornsun-power.com>)

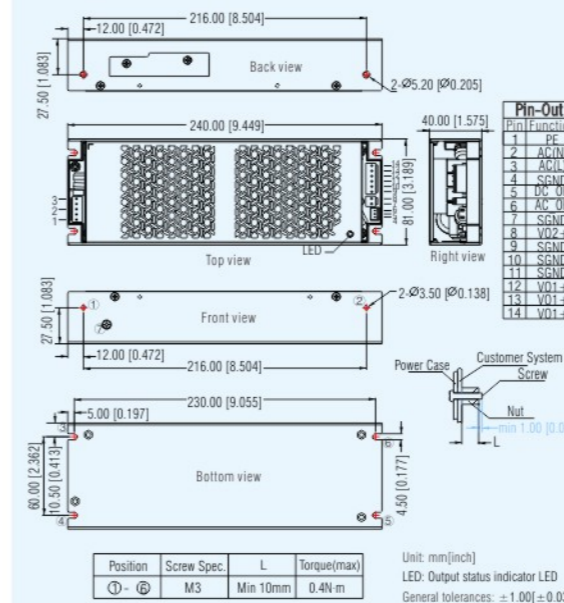
Series	LM450-12Dxx09-50	LM550-12Dxx12-40
Input Voltage	176-285VAC/240-400VDC	
Inrush Current (@230VAC)	Cold start, 30A	
Over-current Protection (Self-recovery)	≥130% I _o	Over-current point < 200VAC ≥ 110% I _o Over-current point ≥ 200VAC ≥ 130% I _o
Short Circuit Protection	Hiccup, continuous, self-recovery	
Isolation Voltage (Electric strength test for 1min, leakage current < 10mA)	Input-output: 3kVAC, Input-PE: 1.5kVAC, Output-PE: 0.5kVAC	
Operating Temperature	-40°C to +85°C	
EMC	EMI	CISPR32/EN55032 CLASS A, EN61000-3-3/GB/T 17625
	EMS	IEC/EN61000-4-2 Contact ±8KV IEC/EN61000-4-3 3V/m IEC/EN61000-4-4 ±2KV IEC/EN61000-4-6 3Vr.m.s IEC/EN61000-4-5,11
		CISPR32/EN55032 CLASS A, EN61000-3-3 IEC/EN61000-4-2 Contact ±8KV IEC/EN61000-4-3 3V/m IEC/EN61000-4-4 ±2KV IEC/EN61000-4-6 3Vr.m.s IEC/EN61000-4-5,11
Safety Standard	UI62368, GB4943	
MTBF	MIL-HDBK-217F@25°C > 300,000 h	
Dimension (LxWxH)(mm)	323 x 81 x 40	240 x 81 x 40
Packaging	20pcs/No weight data available	20pcs/15.6kg

Selection Guide

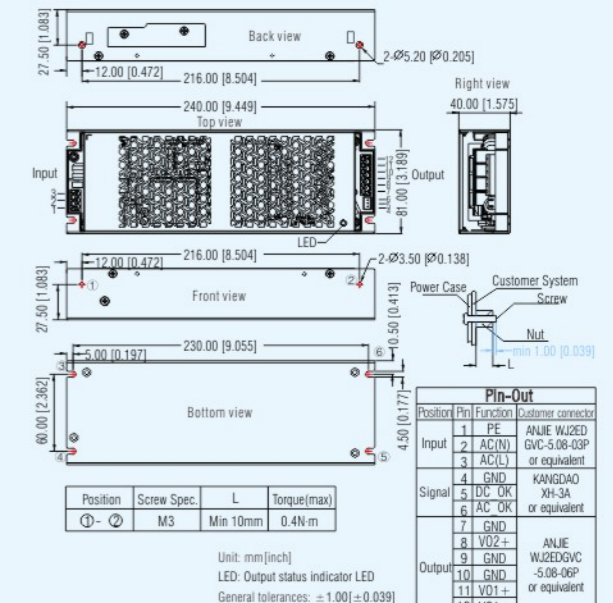
Power Range	Part No.	Power	Input Voltage	Output Voltage/Current		Efficiency (%) (typ.)	Markings	Datasheet
				Vo1/Io1	Vo1/Io2			
450W	LM450-12D2809-50	451W	176-285VAC/ 240-400VAC	28V/14.5A	9V/5A	92	—	
	LM550-12D2812-40	550W		28V/18A	12V/4A	94	—	
	LM550-12D4812-40	550W		48V/10.5A	12V/4A	94		
	LM550-12D2809-50	550W		28V/18A	9V/5A	92		
LM550-12D4809-50	550W	48V/10.5A	9V/5A	92				

封装尺寸

1 LM450-12Dxx09-50 Series: LxWxH: 323 x 81 x 40 (mm)




2 LM550-12Dxx12-40 Series: LxWxH: 240 x 81 x 40 (mm)





15-150W



- ▶ Compact size with 30mm thickness low profile
- ▶ Output short circuit, over-current, over-voltage, over-temperature protections
- ▶ OVC III (designed to meet EN61558)
- ▶ Withstand 5G vibration test
- ▶ Operating altitude up to 5000m
- ▶ LED indicator for power on
- ▶ Safety according to IEC/EN60335, IEC/EN61558, 2-16 standards, suitable for home appliances
- ▶ Note: Use suffix "C" for terminals with protective cover, suffix "Q" for conformal coating

Specification (For more information, pls visit <https://www.mornsun-power.com>)

Series	LM15-23B	LM25-23B	LM35-23B	LM50-23B	LM75-23B	LM100-23B	LM150-23B
Input Voltage	85-305VAC/100-430VDC		85-305VAC/120-430VDC				
Inrush Current (@230VAC)	Cold start, 50A	Cold start, 40A	Cold start, 50A	Cold start, 60A	Cold start, 75A	Cold start, 65A	Cold start, 60A
Standby Power Consumption	<0.5W	3.3-24V Output: <0.3W 48V Output: <0.5W	<0.3W	<0.5W		5-24V Output: <0.3W 36-48V Output: <0.5W	<0.5W
Over-current Protection (Self-recovery)	≥ 110% Io	110%-300% Io	110%-200% Io		110%-160% Io		110%-150% Io
Short Circuit Protection	Hiccup, continuous, self-recovery		Hiccup or turn off, continuous, self-recovery	Hiccup, continuous, self-recovery			
Isolation Voltage (Electric strength test for 1min, leakage current <10mA)	Input-Output: 4kVAC, Input-PE: 2kVAC, Output-PE: 1.25kVAC						
Operating Temperature	-30°C to +70°C						
EMC	EMI	CISPR32/EN55032 Class B		CISPR32/EN55032 Class B, IEC/EN61000-3-2 Class A			
	EMS	IEC/EN 61000-4-2 Contact ±6kV, IEC/EN 61000-4-3 10V/m, IEC/EN61000-4-6 10 Vr.m.s, IEC/EN61000-4-4,5,11					
Safety Standard	IEC/EN/UL62368, GB4943		IEC/EN/UL62368, EN60335, EN61558, GB4943				
MTBF	MIL-HDBK-217F @25 > 700,000 h	MIL-HDBK-217F @25 > 450,000 h	MIL-HDBK-217F@25°C > 300,000 h				
Dimension (LxWxH)(mm)	65 x 55 x 25	80 x 55 x 25	99 x 82 x 30	99 x 97 x 30	129 x 97 x 30	159 x 97 x 30	
Packaging	120pcs/13.3kg	85pcs/11.7kg	52pcs/10.8kg	48pcs/12.5kg	36pcs/12.8kg	28pcs/13.9kg	

LM15-23Bxx, LM25-23Bxx



- Input voltage range: 85-305VAC/100-430VDC
- Accepts AC or DC input (dual-use of same terminal)
- Operating temperature range: -30°C to +70°C
- High efficiency up to 88%
- Standby power consumption <0.5W
- Isolation voltage up to 4000VAC
- Output short circuit, over-current, over-voltage protections
- Safety according to IEC/EN/UL62368, GB4943 standards
- OVC III (designed to meet EN61558)
- Operating altitude up to 5000m

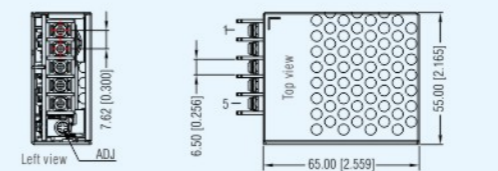
Selection Guide

Power Range	Part No.	Power	Input Voltage	Output Voltage/Current	Efficiency (%) (typ.)	Markings	Datasheet
15W	LM15-23B03	9.9W	85-305VAC/ 100-430VDC	3.3V/3A	73		
	LM15-23B05	15W		5V/3A	78		
	LM15-23B12	15.6W		12V/1.3A	82		
	LM15-23B15	15W		15V/1A	82		
	LM15-23B24	15W		24V/0.625A	83		
	LM15-23B48	15.36W		48V/0.32A	83		
25W	LM25-23B03	19.8W	85-305VAC/ 100-430VDC	3.3V/6A	78		
	LM25-23B05	25W		5V/5A	81		
	LM25-23B12	25.2W		12V/2.1A	85		
	LM25-23B15	25.5W		15V/1.7A	86		
	LM25-23B24	26.4W		24V/1.1A	87		
	LM25-23B48	27.36W		48V/0.57A	88		

Note: Use suffix "C" for terminals with protective cover, suffix "Q" for conformal coating.

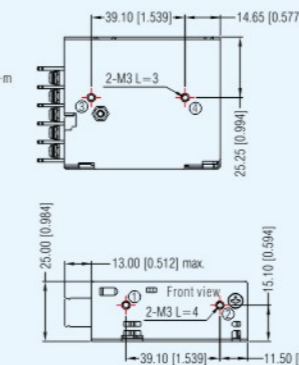
Package Dimension

1 LM15-23Bxx Series: LxWxH: 65 x 55 x 25 (mm)

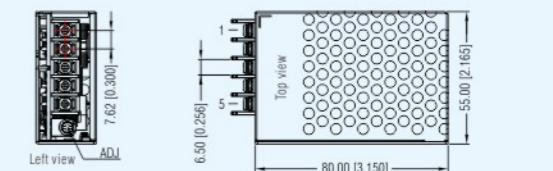


Unit: mm [inch]
Wire range: 22-14AWG
Connector tightening torque: M3, 0.4N·m
General tolerances: ±1.00 [±0.039]

Pin-Out	
Pin	Function
1	AC(L)
2	AC(N)
3	⊕
4	-Vo
5	+Vo

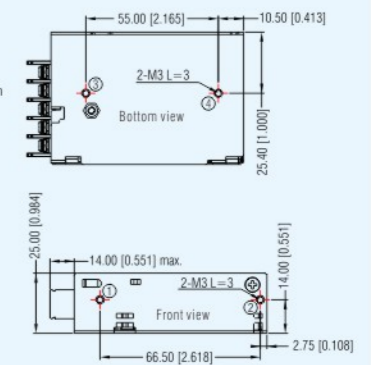


2 LM25-23Bxx Series: LxWxH: 80 x 55 x 25 (mm)



Unit: mm [inch]
Wire range: 22-12AWG
Connector tightening torque: M3, 0.4N·m
General tolerances: ±1.00 [±0.039]

Pin-Out	
Pin	Function
1	AC(L)
2	AC(N)
3	⊕
4	-Vo
5	+Vo



LM35-23Bxx, LM50-23Bxx, LM75-23Bxx



- Input voltage range: 85-305VAC/120-430VDC
- Accepts AC or DC input (dual-use of same terminal)
- Operating temperature range: -30°C to +70°C
- High efficiency, low standby power consumption
- Isolation voltage up to 4000VAC
- Low ripple & noise
- Output short circuit, over-current, over-voltage protections
- Safety according to IEC/EN/UL62368, EN60335, EN61558, GB4943 standards
- OVC III (designed to meet EN61558)
- Operating altitude up to 5000m

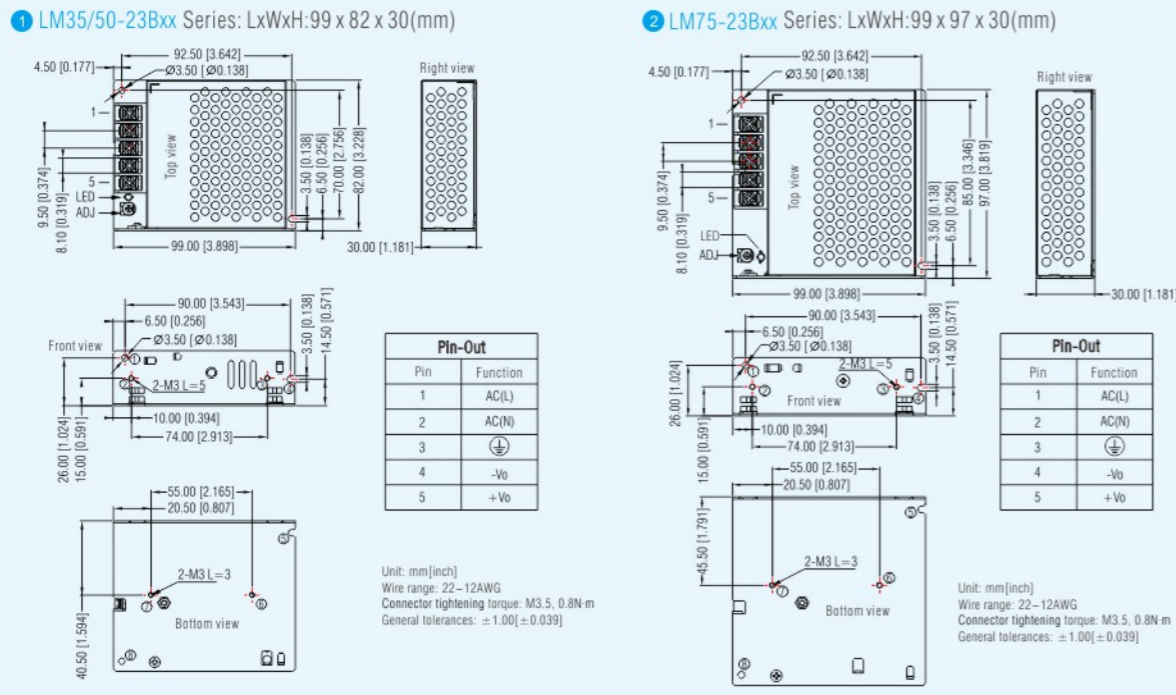


Selection Guide

Power Range	Part No.	Power	Input Voltage	Output Voltage/Current	Efficiency (%) (typ.)	Markings	Datasheet
35W	LM35-23B05	35W	85-305VAC/ 120-430VDC	5V/7A	86	UL CE CB CCC S CBK	
	LM35-23B12	36W		12V/3A	88		
	LM35-23B15	36W		15V/2.4A	86		
	LM35-23B24	36W		24V/1.5A	87		
50W	LM50-23B05	50W	85-305VAC/ 120-430VDC	5V/10A	83	UL CE CB CCC S CBK	
	LM50-23B12	50.4W		12V/4.2A	86		
	LM50-23B15	51W		15V/3.4A	87		
	LM50-23B24	52.8W		24V/2.2A	88		
	LM50-23B36	52.2W		36V/1.45A	89		
75W	LM75-23B05	70W	85-305VAC/ 120-430VDC	5V/14A	85	UL CE CB CCC S CBK	
	LM75-23B12	72W		12V/6A	87		
	LM75-23B15	75W		15V/5A	87		
	LM75-23B24	76.8W		24V/3.2A	89		
	LM75-23B36	75.6W		36V/2.1A	89		
	LM75-23B48	76.8W		48V/1.6A	90.5		
	LM75-23B55	75W		55V/1.36A	90.5		

Note: Use suffix "C" for terminals with protective cover, suffix "Q" for conformal coating.

Package Dimension



LM100-23Bxx, LM150-23Bxx



- Input voltage range: 85-305VAC/120-430VDC
- Accepts AC or DC input (dual-use of same terminal)
- Operating temperature range: -30°C to +70°C
- High efficiency, low standby power consumption
- Isolation voltage up to 4000VAC
- Low ripple & noise
- Output short circuit, over-current, over-voltage protections
- Safety according to IEC/EN/UL62368, EN60335, EN61558, GB4943 standards
- OVC III (designed to meet EN61558)
- Operating altitude up to 5000m

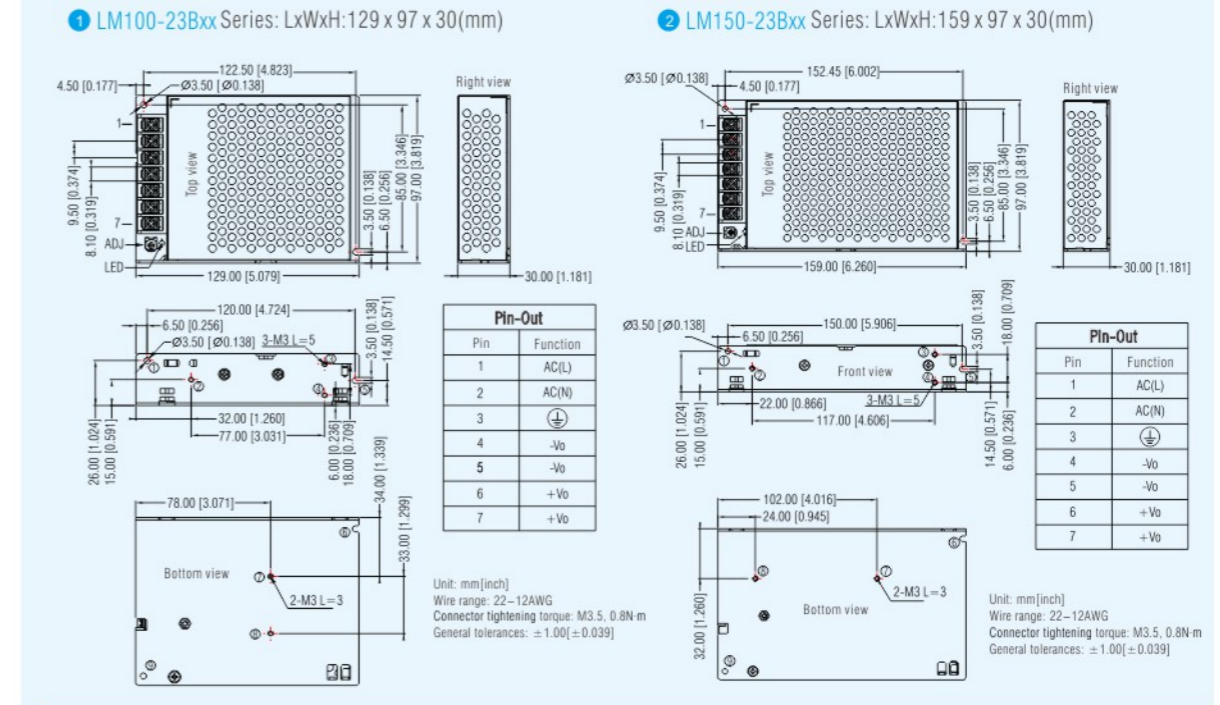


Selection Guide

Power Range	Part No.	Power	Input Voltage	Output Voltage/Current	Efficiency (%) (typ.)	Markings	Datasheet
100W	LM100-23B05	90W	85-305VAC/ 120-430VDC	5V/18A	85.5	UL CE CB CCC S CBK	
	LM100-23B12	102W		12V/8.5A	86.5		
	LM100-23B15	105W		15V/7A	87		
	LM100-23B24	108W		24V/4.5A	89.5		
	LM100-23B36	100.8W		36V/2.8A	89.5		
	LM100-23B48	110.4W		48V/2.3A	90.5		
150W	LM150-23B12	150W	85-305VAC/ 120-430VDC	12V/12.5A	86	UL CE CB CCC S CBK	
	LM150-23B15	150W		15V/10A	87		
	LM150-23B24	156W		24V/6.5A	88		
	LM150-23B36	154.8W		36V/4.3A	88		
	LM150-23B48	158.4W		48V/3.3A	89		
	LM150-23B55	150.15W		55V/2.73A	90		


Note: Use suffix "C" for terminals with protective cover, suffix "Q" for conformal coating.

Package Dimension





75-320W



- ▶ Compact size with 30mm thickness low profile
- ▶ Output short circuit, over-current, over-voltage, over-temperature protections
- ▶ OVC III (designed to meet EN61558)
- ▶ Low standby power consumption, high efficiency, low ripple & noise
- ▶ LED indicator for power on
- ▶ Forced air cooling by built-in DC fan(320W)
- ▶ Note: Use suffix "C" for terminals with protective cover, suffix "Q" for bottom conformal coating

Specification (For more information, pls visit <https://www.mornsun-power.com>)

Series	LMF75-23B	LMF100-23B	LMF150-23B	LMF200-23B	LMF320-23B
Input Voltage	85-305VAC/120-430VDC				
Output Voltage	5V, 12V, 15V, 24V, 48V	12V, 15V, 24V, 48V	5V, 12V, 15V, 24V, 36V, 48V	4V, 5V, 12V, 15V, 24V, 27V, 36V, 48V	
Inrush Current (@230VAC)	Cold start, 35A	Cold start, 45A (Max.)	Cold start, 65A		
Over-current Protection	≥105% Io, Self-recovery	105%-150% Io	5V: 105%-150% Io 12-48V: 105%-200% Io	105% -150% Io	
Short Circuit Protection	Constant current limit, continuous, self-recovery			Hiccup, continuous, self-recovery	
Isolation Voltage (Electric strength test for 1min, leakage current <10mA)	Input-Output: 4kVAC, Input-PE: 2kVAC, Output-PE: 0.5kVAC				
Operating Temperature	-30°C to +70°C				
EMC	EMI	CISPR32/EN55032 Class B, IEC/EN61000-3-2 Class A, IEC/EN61000-3-3		CISPR32/EN55032 Class B, IEC/EN61000-3-2 Class A and Class D, IEC/EN61000-3-3	
	EMS	IEC/EN 61000-4-2 Contact ±6KV, IEC/EN61000-4-3 10V/m, IEC/EN61000-4-6 10 Vr.m.s, IEC/EN61000-4-4,5,11	IEC/EN 61000-4-2 Contact ±6KV, IEC/EN61000-4-3 3V/m, IEC/EN61000-4-6 10 Vr.m.s, IEC/EN61000-4-4,5,11	IEC/EN 61000-4-2 Contact ±6KV, IEC/EN 61000-4-3 10V/m, IEC/EN 61000-4-6 10 Vr.m.s, IEC/EN61000-4-4,5,11	
Safety Standard	IEC/EN/UL62368, EN60335, GB4943	IEC/EN/UL62368, IEC/EN60335, GB4943, IEC/EN61558	IEC/EN/UL62368, EN60335, EN61558, GB4943	IEC/EN/UL62368, EN60335, GB4943	IEC/EN/UL62368, GB4943, IEC60950, EN60335
MTBF	MIL-HDBK-217F@25°C > 300,000 h			MIL-HDBK-217F@25°C > 250,000 h	
Dimension (LxWxH)(mm)	159 x 97 x 30	179 x 99 x 30		5V: 215 x 115 x 30 12-48V: 179 x 99 x 30	215 x 115 x 30
Packaging	28pcs/12.37kg	26pcs/13.71kg	26pcs/14.75kg	5V: 19pcs/16.0kg 12-48V: 26pcs/14.1kg	19pcs/16.0kg

LMF75-23Bxx, LMF100-23Bxx, LMF150-23Bxx



- Input voltage range: 85-305VAC/120-430VDC
- Accepts AC or DC input (dual-use of same terminal)
- Operating temperature range: -30°C to +70°C
- Built-in active PFC function
- Isolation voltage up to 4000VAC
- High efficiency up to 88%
- Low ripple & noise
- Output short circuit, over-current, over-voltage, over-temperature protections (built-in constant current limiting circuit)
- Safety according to IEC/EN/UL62368, EN60335, GB4943, IEC/EN61558 standards

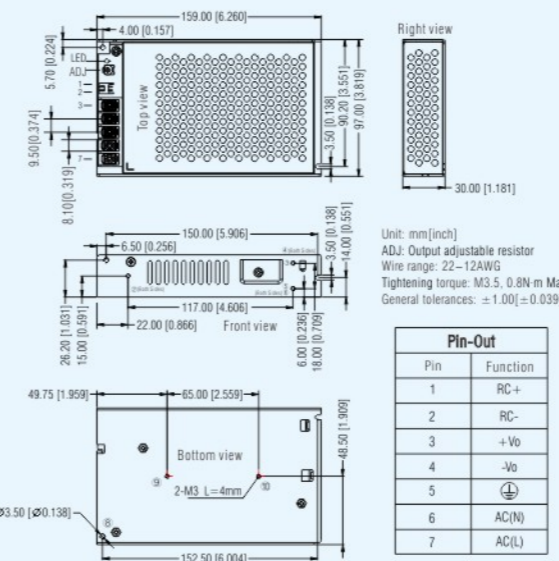
Selection Guide

Power Range	Part No.	Power	Input Voltage	Output Voltage/Current	Efficiency (%) (typ.)	Markings	Datasheet
75W	LMF75-23B05	75W	85-305VAC/ 120-430VDC	5V/15A	81	CE UK PSE	
	LMF75-23B12	75.6W		12V/6.3A	84		
	LMF75-23B15	75W		15V/5A	85		
	LMF75-23B24	76.8W		24V/3.2A	86		
	LMF75-23B48	76.8W		48V/1.6A	88		
100W	LMF100-23B12	102W	85-305VAC/ 120-430VDC	12V/8.5A	85	cULus CE CB CCC PSE	
	LMF100-23B15	100.5W		15V/6.7A	86		
	LMF100-23B24	100.8W		24V/4.2A	86		
	LMF100-23B48	100.8W		48V/2.1A	87		
150W	LMF150-23B12	150W	85-305VAC/ 120-430VDC	12V/12.5A	85.5	cULus CE CB CCC PSE	
	LMF150-23B15	150W		15V/10A	86		
	LMF150-23B24	151.2W		24V/6.3A	87		
	LMF150-23B48	153.6W		48V/3.2A	88		

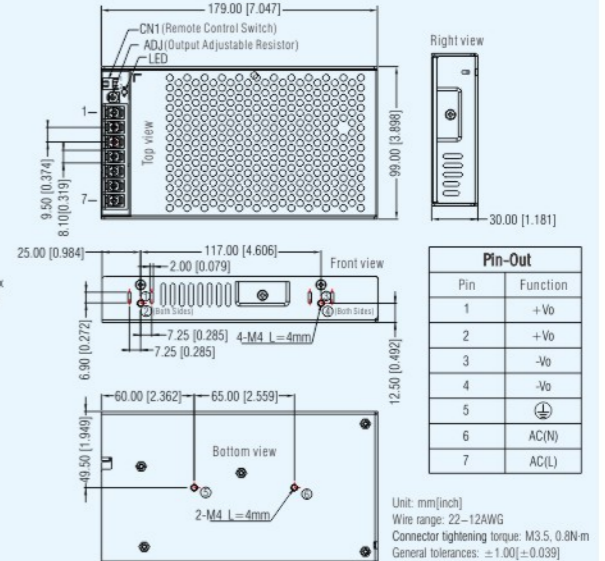
Note: Use suffix "C" for terminals with protective cover, suffix "Q" for conformal coating.

Package Dimension

1 LMF75-23Bxx Series: LxWxH: 159 x 97 x 30(mm)



2 LMF100/150-23Bxx Series: LxWxH: 179 x 99 x 30(mm)



LMF200-23Bxx, LMF320-23Bxx

- Input voltage range: 85-305VAC/120-430VDC
- Accepts AC or DC input (dual-use of same terminal)
- Operating temperature range: -30°C to +70°C
- Active PFC function
- Isolation voltage up to 4000VAC
- Output short circuit, over-current, over-voltage, over-temperature protections
- LED indicator for power on
- Forced air cooling by built-in DC fan(320W)
- EMI meets CISPR32/EN55032 CLASS B



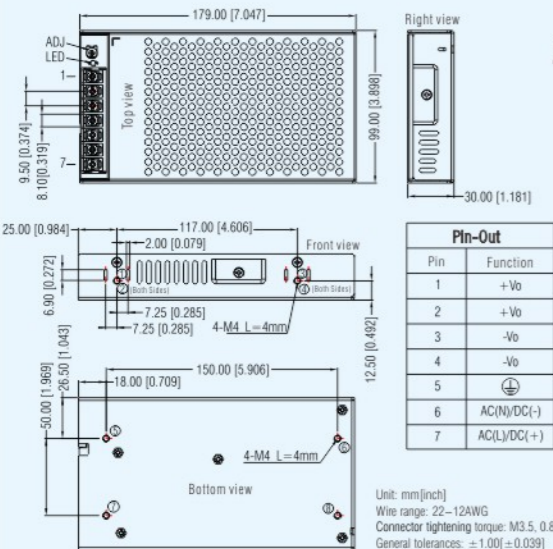
Selection Guide

Power Range	Part No.	Power	Input Voltage	Output Voltage/Current	Efficiency (%) (typ.)	Markings	Datasheet
200W	LMF200-23B05	200W	85-305VAC/ 120-430VDC	5V/40A	85		
	LMF200-23B12	200.4W		12V/16.7A	88		
	LMF200-23B15	201W		15V/13.4A	88		
	LMF200-23B24	201.6W		24V/8.4A	90		
	LMF200-23B36	201.6W		36V/5.6A	89		
320W	LMF200-23B48	201.6W	48V/4.2A	89			
	LMF320-23B04	240W	4V/60A	83			
	LMF320-23B05	300W	5V/60A	84			
	LMF320-23B12	320.4W	12V/26.7A	86.5			
	LMF320-23B15	321W	15V/21.4A	89			
	LMF320-23B24	321.6W	24V/13.4A	88.5			
	LMF320-23B27	321.3W	27V/11.9A	88			
LMF320-23B36	320.4W	36V/8.9A	88				
LMF320-23B48	321.6W	48V/6.7A	89				

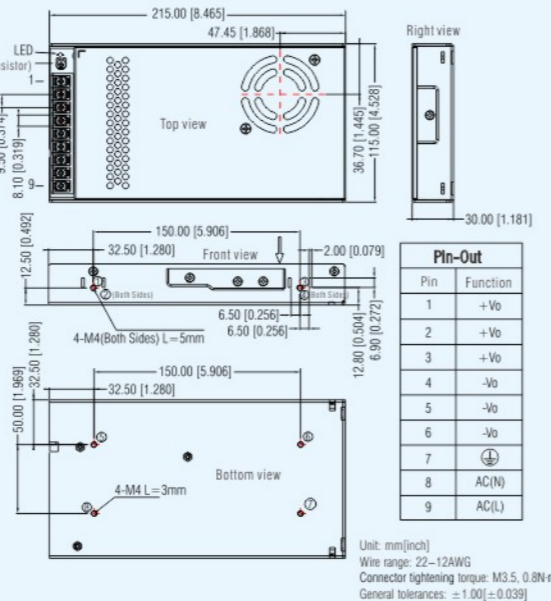
Note: Use suffix "C" for terminals with protective cover, suffix "Q" for conformal coating.

Package Dimension

1 LMF200-23Bxx (Except 5V) Series: LxWxH:179 x 99 x 30(mm)



2 LMF200-23B05 LMF320-23Bxx Series: LxWxH:215 x 115 x 30(mm)



305RAC

85-305VAC Input

AC/DC Power Supply



Input voltage may rise above 264VAC when voltage fluctuation caused by load change or power source as generator

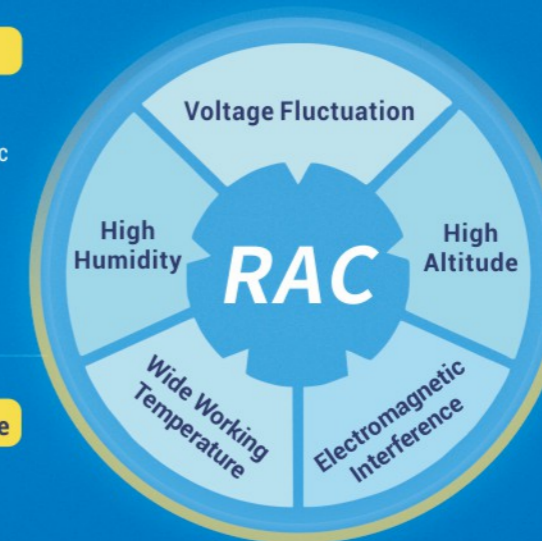
Voltage Fluctuation

High Humidity

- Humidity test: Temperature/humidity cyclic test, high temperature and high humidity test, constant temperature & humidity test

High Altitude

- Operation altitude up to 5000m
- Altitude simulation test: high temperature test, low temperature test, aging test, etc



Wide Working Temperature


- Low temperature: -25°C to -40°C
- High temperature: +70°C to +80°C

Electromagnetic Interference

- Lightning/ Surge immunity
- EMI: CISPR32/EN55032 CLASS A/B



35-150W



- ▶ Compact size with 30mm thickness low profile
- ▶ Output short circuit, over-current, over-voltage, over-temperature protections
- ▶ OVC III (designed to meet EN61558)
- ▶ Withstand 5G vibration test, operating altitude up to 5000m
- ▶ Low standby power consumption (<0.3W), high efficiency up to 91.5%
- ▶ LED indicator for power on
- ▶ Safety according to IEC/EN60335, IEC/EN61558, 2-16 standards, suitable for home appliances
- ▶ Note: Use suffix "C" for terminals with protective cover, suffix "Q" for bottom conformal coating



200-1000W



- ▶ Compact size with 30mm thickness low profile
- ▶ Output short circuit, over-current, over-voltage, over-temperature protections
- ▶ Withstand 5G vibration test, Operating altitude up to 5000m
- ▶ LED indicator for power on
- ▶ Forced air cooling by built-in DC fan(320-600W)
- ▶ Complies with PD3(LM450/600-20B)
- ▶ Safety according to IEC/EN60335(PD3), IEC/EN61558, 2-16 standards, suitable for home appliances
- ▶ Note: Use suffix "C" for terminals with protective cover, suffix "Q" for bottom conformal coating

Specification (For more information, pls visit <https://www.mornsun-power.com>)

Narrow Input	Series	LM35-22B	LM50-22B	LM75-22B	LM100-22B	LM150-22B
	Input Voltage	165-264VAC 180-370VDC	165-264VAC 180-370VDC	165-264VAC 200-370VDC		165-264VAC 180-370VDC
Full Input	Series	LM35-20B	LM50-20B	LM75-20B	LM100-20B	LM150-20B
	Input Voltage	85-264VAC/120-370VDC				
Inrush Current (@230VAC)	Cold start, 45A (LM35/50-22B) Cold start, 50A (LM35/50-20B)		Cold start, 65A		Cold start, 60A	
Over-current Protection (Self-recovery)	110%-200% Io		LM75-22B: 110%-150% Io LM75-20B: 110%-200% Io	LM100-22B: 110%-200% Io LM100-20B: 110%-160% Io	LM150-22B: 110%-200% Io LM150-20B: 110%-150% Io	
Short Circuit Protection	Hiccup, continuous, self-recovery					
Isolation Voltage (Electric strength test for 1min, leakage current <10mA)	Input-Output: 4kVAC, Input-PE: 2kVAC, Output-PE: 1.25kVAC					
Operating Temperature	-30°C to +70°C					
EMC	EMI	CISPR32/EN55032 Class B, IEC/EN61000-3-2 Class A				
	EMS	IEC/EN 61000-4-2 Contact ±6KV, IEC/EN61000-4-6 10 Vr.m.s, IEC/EN 61000-4-3 10V/m, IEC/EN61000-4-4,5,11				
Safety Standard	IEC/EN/UL62368, IEC/EN60335, Gb4943, IEC/EN61558		IEC/EN/UL62368, EN60335, EN61558, GB4943 (LM100-22B: IEC/EN/UL62368, IEC/EN60335, IEC/EN61558, GB4943; LM150-22B: IEC/EN/UL62368, EN60335, IEC/EN61558, GB4943)			
MTBF	MIL-HDBK-217F@25°C > 300,000 h					
Dimension (LxWxH)(mm)	99 x 82 x 30		99 x 97 x 30	129 x 97 x 30	159 x 97 x 30	
Packaging	52pcs/10.8kg		48pcs/12.5kg	36pcs/12.8kg	28pcs/13.9kg	

Specification (For more information, pls visit <https://www.mornsun-power.com>)

Narrow Input	Series	LM200-12B	LM350-12B	LM450-12B	LM600-12B	—
	Input Voltage	176-264VAC/240-370VDC		176-264VAC/240-373VDC		
Full Input	Series	LM200-10B	LM350-10B	LM450-20B	LM600-20B	LM1000-20B
	Input Voltage	90-132VAC/180-264VAC (optional) 240-373VDC		90-132VAC/180-264VAC (optional) 255-370VDC		90-264VAC/130-390VDC
Inrush Current (@230VAC)	Cold start, 60A					Cold start, 55A
Over-current Protection (Self-recovery)	110%-185% Io	110%-180% Io	LM450-12B: ≥110% Io LM450-20B: 105%-150% Io	LM600-12B: 105%-180% Io LM600-20B: 105%-150% Io	125%-300% Io	
Short Circuit Protection	Hiccup, continuous, self-recovery					
Isolation Voltage (Electric strength test for 1min, leakage current <10mA)	Input-Output: 3kVAC Input-PE: 2kVAC Output-PE: 0.5kVAC		LM450-12B: Input-Output: 3kVAC, Input-PE: 2kVAC, Output-PE: 0.5kVAC LM450-20B: Input-Output: 4kVAC, Input-PE: 2kVAC, Output-PE: 0.5kVAC	LM600-12B: Input-Output: 3kVAC, Input-PE: 1.5kVAC, Output-PE: 0.5kVAC LM600-20B: Input-Output: 4kVAC, Input-PE: 2kVAC, Output-PE: 0.5kVAC	Input-Output: 4kVAC Input-PE: 2kVAC Output-PE: 1.25kVAC	
Operating Temperature	-30°C to +70°C		LM450-12B: -30°C to +70°C LM450-20B: -40°C to +70°C	LM600-12B: -20°C to +60°C LM600-20B: -40°C to +70°C	-30°C to +70°C	
EMC	EMI	CISPR32/EN55032 Class A				
	EMS	IEC/EN 61000-4-2 Contact ±6KV, IEC/EN61000-4-6 10 Vr.m.s, IEC/EN 61000-4-3 10V/m (200-450W), IEC/EN 61000-4-3 3V/m (LM600-12B), IEC/EN61000-4-8 30A/m (LM450-20B/LM600-20B), IEC/EN61000-4-4,5,11				IEC/EN61000-4-2 Contact ±8KV IEC/EN61000-4-3 10V/m, IEC/EN61000-4-6 10Vr.m.s, IEC/EN61000-4-8 30A/m, IEC/EN61000-4-4,5,11
Safety Standard	IEC/EN/UL62368, EN60335, GB4943, EN61558	IEC/EN/UL62368, GB4943, EN60335(LM350-10B)	LM450-12B/20B: IEC/EN/UL62368, GB4943 LM450-20B: IEC/EN60335, EN61558	LM600-12B/20B: IEC/EN/UL62368, GB4943 LM600-20B: IEC/EN60335, EN61558	UL/IEC/EN62368	
MTBF	MIL-HDBK-217F@25°C > 300,000 h					MIL-HDBK-217F@25°C ≥ 300,000 h
Dimension (LxWxH)(mm)	179 x 99 x 30	215 x 115 x 30	LM450-12B: 215 x 115 x 30 LM450-20B: 225 x 124 x 35	LM600-12B: 267.3 x 106 x 40 LM600-20B: 225 x 124 x 41	187.5 x 127 x 40.5	
Packaging	26pcs/15.3kg	19pcs/15kg	LM450-12B: 19pcs/16kg LM450-20B: 20pcs/17kg	LM600-12B: 8pcs/10.6kg LM600-20B: 18pcs/16.38kg	12pcs/11.88kg	

LM35-20Bxx, LM35-22Bxx

- Input voltage range: 85-264VAC/120-370VDC (LM35-20Bxx)
165-264VAC/180-370VDC (LM35-22Bxx)
- Accepts AC or DC input (dual-use of same terminal)
- Operating temperature range: -30°C to +70°C
- Low standby power consumption, high efficiency
- Isolation voltage up to 4000VAC
- Low ripple & noise
- Output short circuit, over-current, over-voltage protections
- Safety according to IEC/EN/UL62368, IEC/EN60335, GB4943, IEC/EN61558 standards
- OVC III (designed to meet EN61558)
- Operating altitude up to 5000m

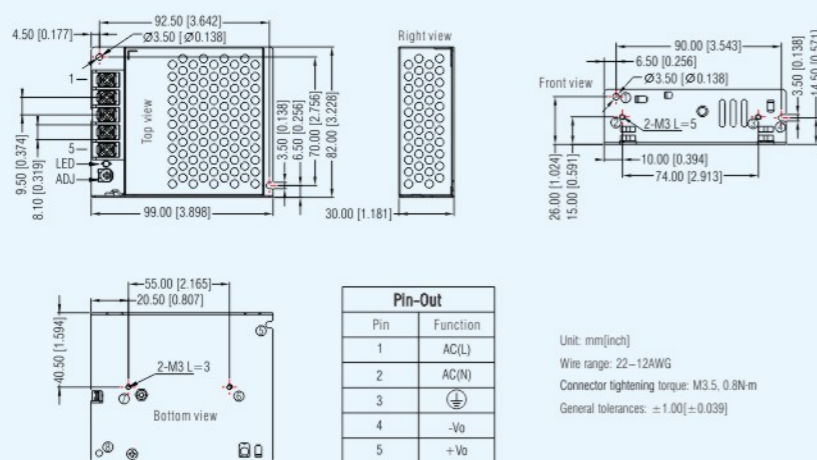


Selection Guide							
Power Range	Part No.	Power	Input Voltage	Output Voltage/Current	Efficiency (%) (typ.)	Markings	Datasheet
35W	LM35-20B05	35W	85-264VAC/ 120-370VDC	5V/7A	86		
	LM35-20B12	36W		12V/3A	88		
	LM35-20B15	36W		15V/2.4A	89		
	LM35-20B24	36W		24V/1.5A	88		
35W	LM35-22B05	35W	165-264VAC/ 180-370VDC	5V/7A	86		
	LM35-22B12	36W		12V/3A	87		
	LM35-22B15	36W		15V/2.4A	89		
	LM35-22B24	36W		24V/1.5A	88		

Note: Use suffix "C" for terminals with protective cover, suffix "Q" for conformal coating.

Package Dimension

LM35-20/22Bxx Series: LxWxH:99 x 82 x 30(mm)



LM50-20Bxx, LM50-22Bxx

- Input voltage range: 85-264VAC/120-370VDC (LM50-20Bxx)
165-264VAC/180-370VDC (LM50-22Bxx)
- Accepts AC or DC input (dual-use of same terminal)
- Operating temperature range: -30°C to +70°C
- Low standby power consumption, high efficiency
- Isolation voltage up to 4000VAC
- Low ripple & noise
- Output short circuit, over-current, over-voltage protections
- Safety according to IEC/EN/UL62368, IEC/EN60335, GB4943, IEC/EN61558 standards
- OVC III (designed to meet EN61558)
- Operating altitude up to 5000m

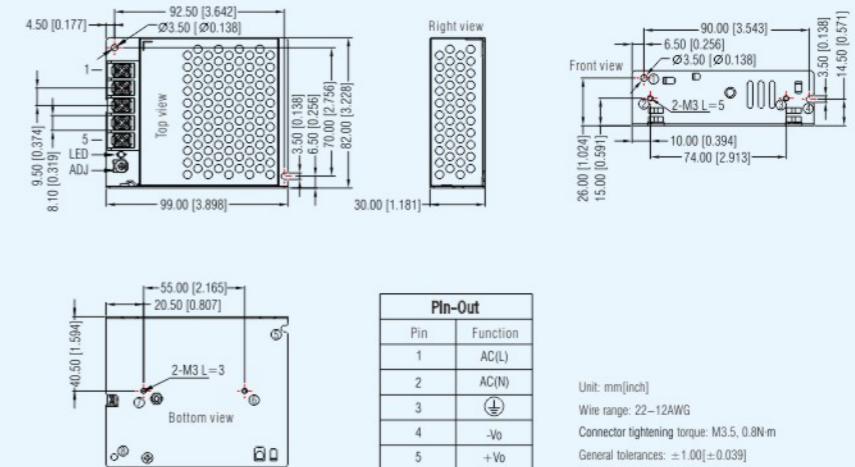


Selection Guide							
Power Range	Part No.	Power	Input Voltage	Output Voltage/Current	Efficiency (%) (typ.)	Markings	Datasheet
50W	LM50-20B05	50W	85-264VAC/ 120-370VDC	5V/10A	86		
	LM50-20B12	50.4W		12V/4.2A	87		
	LM50-20B15	51W		15V/3.4A	88		
	LM50-20B24	52.8W		24V/2.2A	89		
	LM50-20B36	52.2W		36V/1.45A	89		
	LM50-20B48	52.8W		48V/1.1A	90		
50W	LM50-22B05	50W	165-264VAC/ 180-370VDC	5V/10A	86		
	LM50-22B12	50.4W		12V/4.2A	87		
	LM50-22B15	51W		15V/3.4A	88		
	LM50-22B24	52.8W		24V/2.2A	89		
	LM50-22B36	52.2W		36V/1.45A	89		
	LM50-22B48	52.8W		48V/1.1A	90		

Note: Use suffix "C" for terminals with protective cover, suffix "Q" for conformal coating.

Package Dimension

LM50-20/22Bxx Series: LxWxH:99 x 82 x 30(mm)



LM150-20Bxx, LM150-22Bxx

- Input voltage range: 85-264VAC/120-370VDC (LM150-20Bxx)
165-264VAC/180-370VDC (LM150-22Bxx)
- Accepts AC or DC input (dual-use of same terminal)
- Operating temperature range: -30°C to +70°C
- Low standby power consumption, high efficiency
- Isolation voltage up to 4000VAC
- Low ripple & noise
- Output short circuit, over-current, over-voltage, over temperature protections
- Safety according to IEC/EN/UL62368, IEC/EN60335, GB4943, IEC/EN61558 standards
- OVC III (designed to meet EN61558)
- Operating altitude up to 5000m



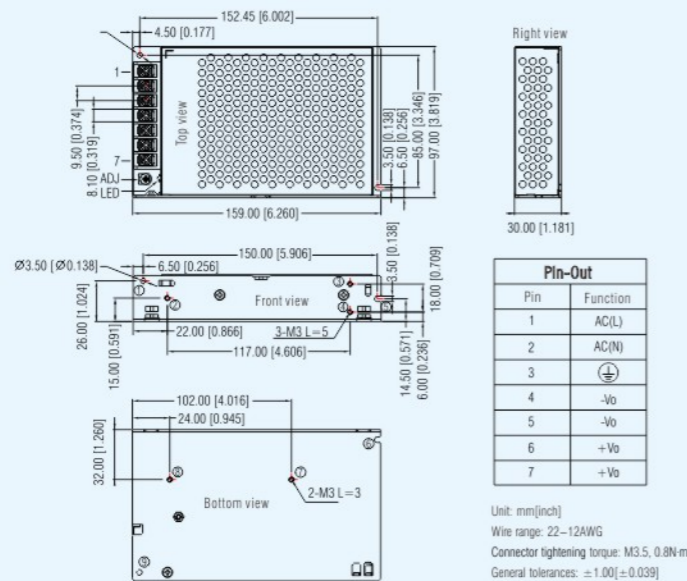
Selection Guide

Power Range	Part No.	Power	Input Voltage	Output Voltage/Current	Efficiency (%) (typ.)	Markings	Datasheet
150W	LM150-20B12	150W	85-264VAC/ 120-370VDC	12V/12.5A	86		
	LM150-20B15	150W		15V/10A	87		
	LM150-20B24	156W		24V/6.5A	88		
	LM150-20B36	154.8W		36V/4.3A	88		
	LM150-20B48	158.4W		48V/3.3A	89		
150W	LM150-22B12	150W	165-264VAC/ 180-370VDC	12V/12.5A	86		
	LM150-22B15	150W		15V/10A	87		
	LM150-22B24	156W		24V/6.5A	88		
	LM150-22B36	154.8W		36V/4.3A	88		
	LM150-22B48	158.4W		48V/3.3A	89		

Note: Use suffix "C" for terminals with protective cover, suffix "Q" for conformal coating.

Package Dimension

LM150-20/22Bxx Series: LxWxH: 159 x 97 x 30 (mm)



LM200-10Bxx, LM200-12Bxx

- Input voltage range: 90-132VAC/180-264VAC (LM200-10Bxx)
176-264VAC/240-370VDC (LM200-12Bxx)
- DC input range: 240-370VDC (Switch in position of 230)
- Ultra low standby power consumption <0.75W@230VAC
- Operating temperature range: -30°C to +70°C
- High efficiency, high reliability
- LED indicator for power on
- Output short circuit, over-current, over-voltage, over temperature protections
- Safety according to IEC/EN/UL62368, EN60335, GB4943, EN61558 standards
- Operating altitude up to 5000m



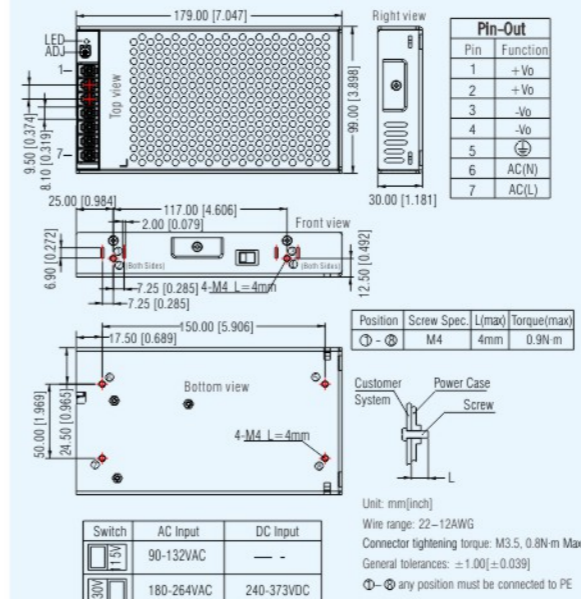
Selection Guide

Power Range	Part No.	Power	Input Voltage	Output Voltage/Current	Efficiency (%) (typ.)	Markings	Datasheet
200W	LM200-10B05	150W	90-132VAC/ 180-264VAC	5V/30A	87		
	LM200-10B12	204W		12V/17A	87.5		
	LM200-10B15	210W		15V/14A	88		
	LM200-10B24	211.2W		24V/8.8A	88.5		
	LM200-10B36	212.4W		36V/5.9A	89		
	LM200-10B48	211.2W		48V/4.4A	89.5		
200W	LM200-12B05	150W	176-264VAC/ 240-370VDC	5V/30A	87		
	LM200-12B12	204W		12V/17A	87.5		
	LM200-12B15	210W		15V/14A	88		
	LM200-12B24	211.2W		24V/8.8A	88.5		
	LM200-12B36	212.4W		36V/5.9A	89		
	LM200-12B48	211.2W		48V/4.4A	89.5		

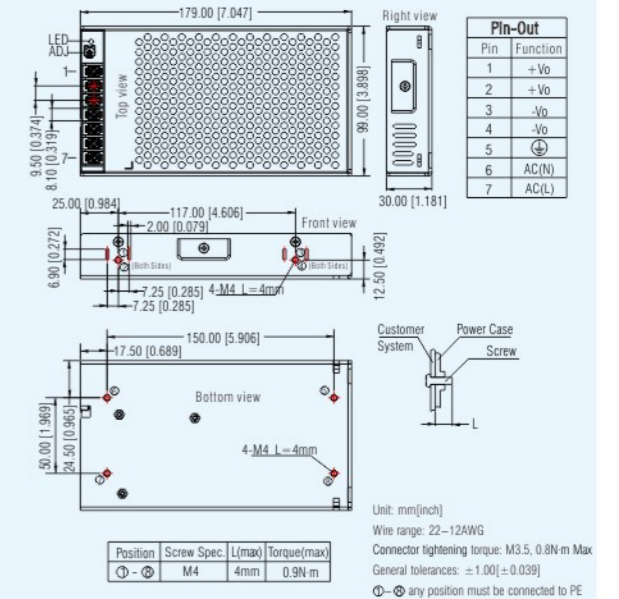
Note: Use suffix "C" for terminals with protective cover, suffix "Q" for conformal coating.

Package Dimension

1 LM200-10Bxx Series: LxWxH: 179 x 99 x 30 (mm)



2 LM200-12Bxx Series: LxWxH: 179 x 99 x 30 (mm)



LM350-10Bxx, LM350-12Bxx

- Input voltage range: 90-132VAC/180-264VAC (LM350-10Bxx)
176-264VAC/240-370VDC (LM350-12Bxx)
- DC input range: 240-370VDC (LM350-12Bxx)
- Ultra low standby power consumption <0.75W@230VAC
- Operating temperature range: -30°C to +70°C
- LED indicator for power on
- Output short circuit, over-current, over-voltage, over temperature protections
- Safety according to IEC/EN/UL62368, EN60335 (LM350-10Bxx), GB4943 standards
- Forced air cooling by built-in DC fan
- Operating altitude up to 5000m



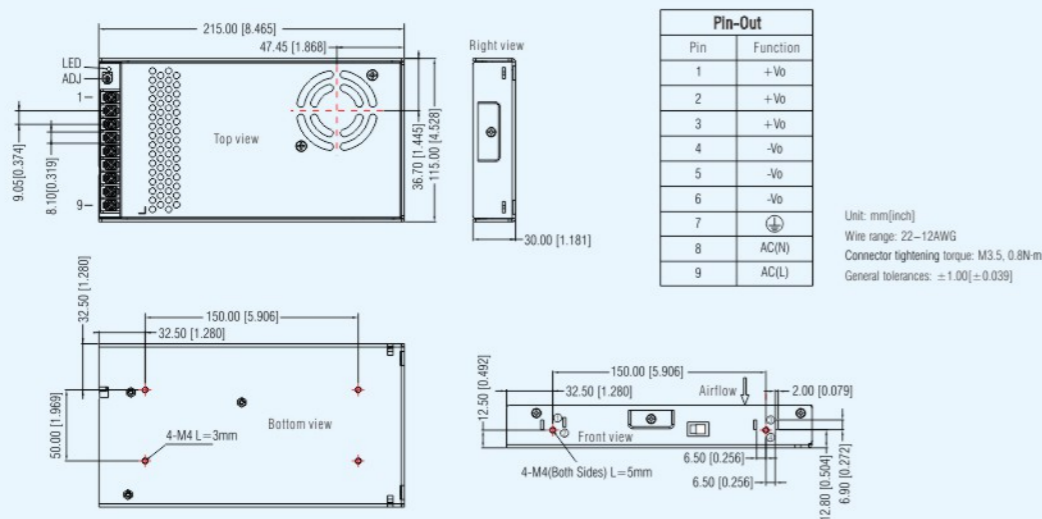
Selection Guide

Power Range	Part No.	Power	Input Voltage	Output Voltage/Current	Efficiency (%) (typ.)	Markings	Datasheet
350W	LM350-10B05	300W	90-132VAC/ 180-264VAC	5V/60A	83.5		
	LM350-10B12	348W		12V/29A	85		
	LM350-10B15	348W		15V/23.2A	86		
	LM350-10B24	350.4W		24V/14.6A	87		
	LM350-10B36	349.2W		36V/9.7A	88		
	LM350-10B48	350.4W		48V/7.3A	88.5		
350W	LM350-12B05	300W	176-264VAC/ 240-370VDC	5V/60A	84		
	LM350-12B07	340W		6.8V/50A	84		
	LM350-12B12	348W		12V/29A	85.5		
	LM350-12B15	348W		15V/23.2A	87.5		
	LM350-12B24	350.4W		24V/14.6A	87		
	LM350-12B36	349.2W		36V/9.7A	88		
LM350-12B48	350.4W	48V/7.3A	89				

Note: Use suffix "C" for terminals with protective cover, suffix "Q" for conformal coating.

Package Dimension

LM350-10/12Bxx Series: LxWxH:215 x 115 x 30(mm)



LM450-20Bxx, LM450-12Bxx

- Input voltage range: 90-132VAC/180-264VAC (LM450-20Bxx)
176-264VAC/240-370VDC (LM450-12Bxx)
- DC input range: 255-370VDC(LM450-20Bxx)
- Accepts AC or DC input (dual-use of same terminal)
- Operating temperature range: -40°C to +70°C (LM450-20Bxx)
-30°C to +70°C (LM450-12Bxx)
- LED indicator for power on
- Operating altitude up to 5000m
- Output short circuit, over-current, over-voltage, over temperature protections
- Complies with PD3 (LM450-20Bxx)
- Safety according to IEC/EN/UL62368, GB4943 standards
- Forced air cooling by built-in DC fan



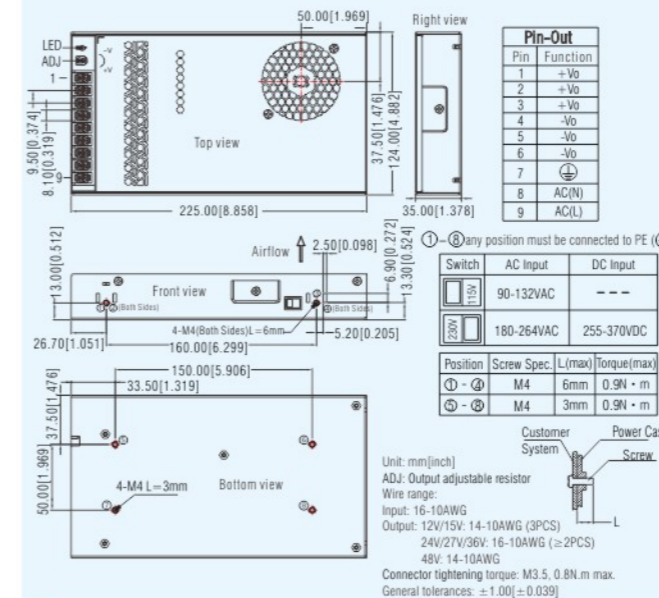
Selection Guide

Power Range	Part No.	Power	Input Voltage	Output Voltage/Current	Efficiency (%) (typ.)	Markings	Datasheet
450W	LM450-20B12	450W	90-132VAC/ 180-264VAC	12V/37.5A	90		
	LM450-20B15	450W		15V/30A	90		
	LM450-20B24	451.2W		24V/18.8A	91		
	LM450-20B27	450.9W		27V/16.7A	91		
	LM450-20B36	450W		36V/12.5A	92		
	LM450-20B42	449.4W		42V/10.7A	92		
LM450-20B48	451.2W	48V/9.4A	92				
450W	LM450-12B12	450W	176-264VAC/ 240-373VDC	12V/37.5A	85		
	LM450-12B15	450W		15V/30A	86		
	LM450-12B24	451.2W		24V/18.8A	87		
	LM450-12B27	450.9W		27V/16.7A	87		
	LM450-12B36	450W		36V/12.5A	87.5		
	LM450-12B48	451.2W		48V/9.4A	88		

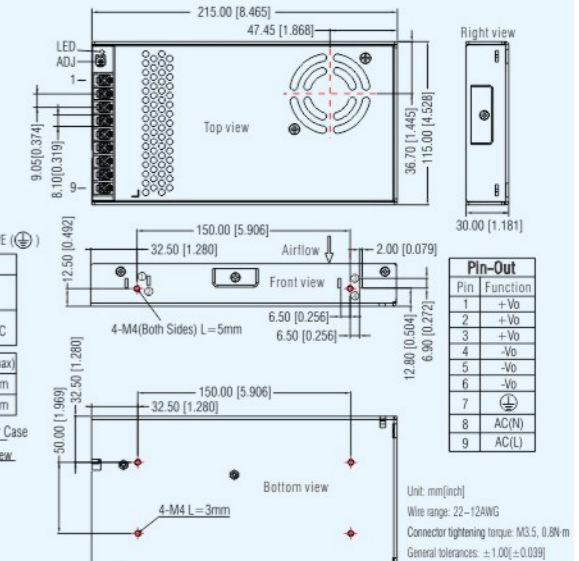
Note: Use suffix "C" for terminals with protective cover, suffix "Q" for conformal coating.

Package Dimension

1 LM450-20Bxx Series: LxWxH:225 x 124 x 35(mm)



2 LM450-12Bxx Series: LxWxH:215 x 115 x 30(mm)



LM600-20Bxx, LM600-12Bxx

- Input voltage range: 90-132VAC/180-264VAC (LM600-20Bxx)
176-264VAC/240-370VDC (LM600-12Bxx)
- DC input range: 255-370VDC (LM600-20Bxx)
- Accepts AC or DC input (dual-use of same terminal)
- Operating temperature range: -40°C to +70°C(LM600-20Bxx)
-30°C to +70°C (LM600-12Bxx)
- LED indicator for power on
- Operating altitude up to 5000m
- Output short circuit, over-current, over-voltage, over temperature protections
- Complies with PD3 (LM600-20Bxx)
- Safety according to IEC/EN/UL62368, GB4943 standards
- Forced air cooling by built-in DC fan
- Remote sense compensation function (LM600-12Bxx)

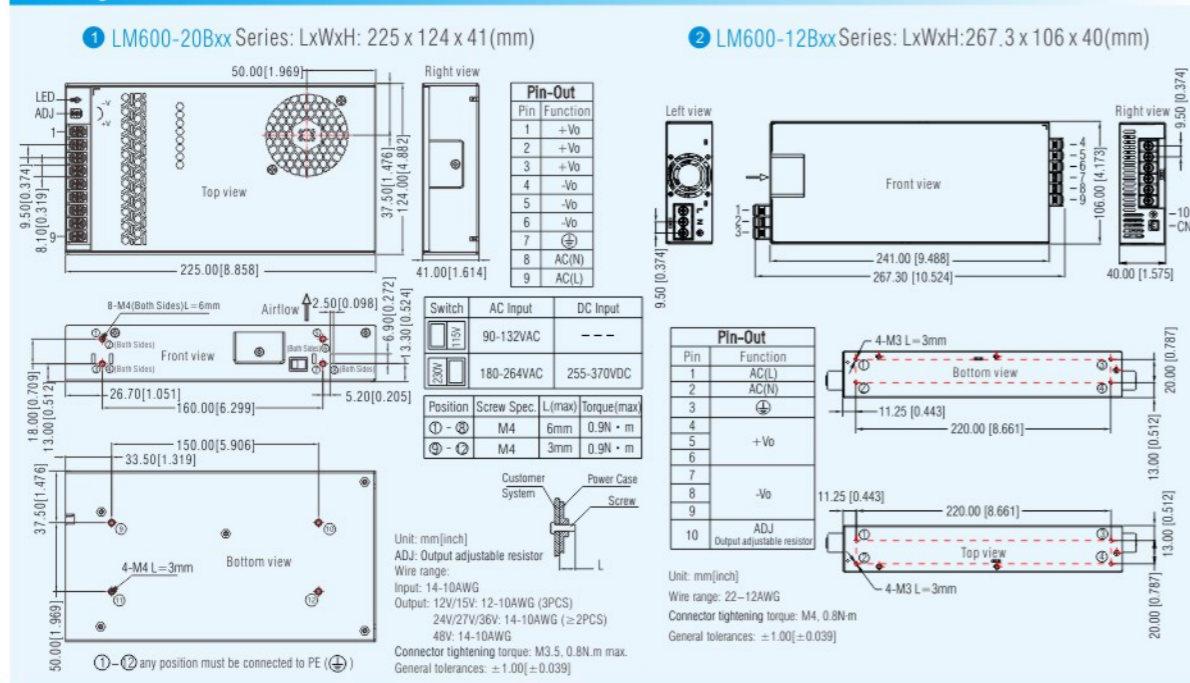


Selection Guide

Power Range	Part No.	Power	Input Voltage	Output Voltage/Current	Efficiency (%) (typ.)	Markings	Datasheet
600W	LM600-20B12	600W	90-132VAC/ 180-264VAC	12V/50A	90		
	LM600-20B15	600W		15V/40A	90		
	LM600-20B24	600W		24V/25A	91		
	LM600-20B27	599.4W		27V/22.2A	91		
	LM600-20B36	597.6W		36V/16.6A	92		
	LM600-20B42	596.4W		42V/14.2A	92		
LM600-20B48	600W	48V/12.5A	92				
600W	LM600-12B12	600W	176-264VAC/ 240-370VDC	12V/50A	85		
	LM600-12B15	600W		15V/40A	86		
	LM600-12B24	600W		24V/25A	87		
	LM600-12B27	599.4W		27V/22.2A	87		
	LM600-12B36	597.6W		36V/16.6A	87		
	LM600-12B48	600W		48V/12.5A	88		

Note: Use suffix "C" for terminals with protective cover, suffix "Q" for conformal coating.

Package Dimension



LM1000-20Bxx

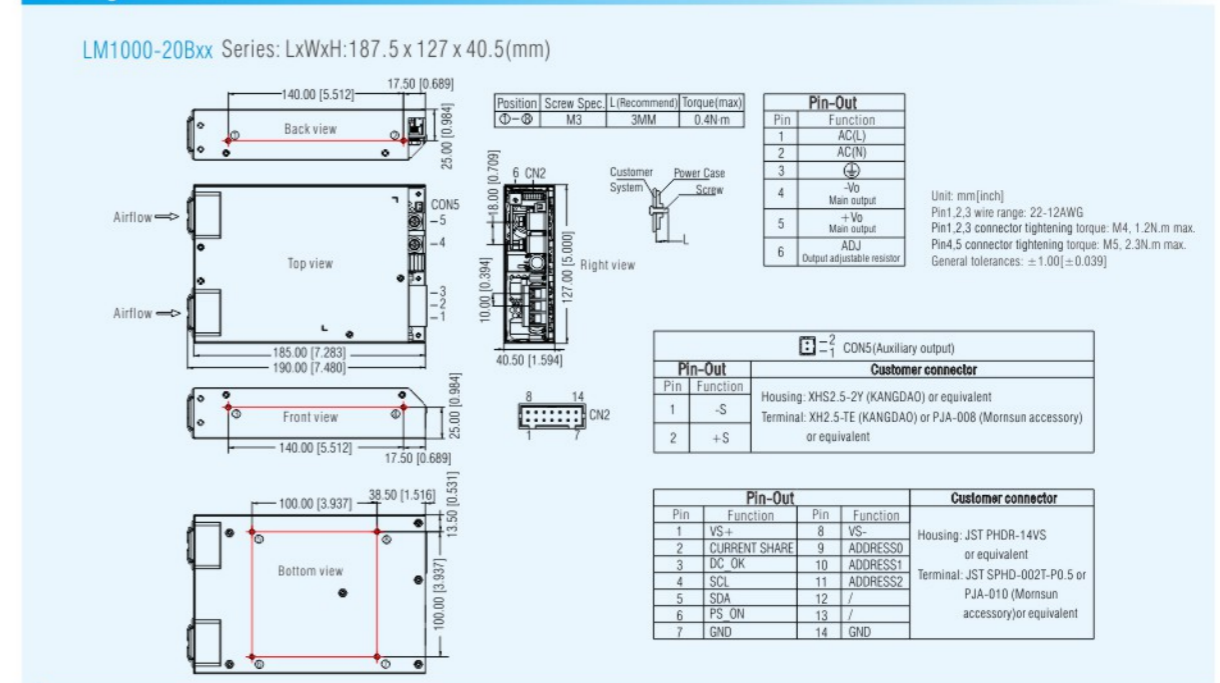
- Input voltage range: 90-264VAC/130-390VDC
- Operating temperature range: -30°C to +70°C
- Isolation voltage up to 4000VAC
- High efficiency up to 92%
- Output short circuit, over-current, over-voltage protections
- LED indicator for power on
- Operating altitude up to 5000m



Selection Guide

Power Range	Part No.	Power	Input Voltage	Output Voltage/Current	Efficiency (%) (typ.)	Markings	Datasheet
1000W	LM1000-20B12	999.6W	90-264VAC/ 130-390VDC	12V/83.3A	90	—	
	LM1000-20B15	1000.5W		15V/66.7A	90		
	LM1000-20B24	1000.8W		24V/41.7	92		
	LM1000-20B36	997.2W		36V/27.7A	92		
	LM1000-20B48	998.4W		48V/20.8A	92		
	LM1000-20B54	999W		54V/18.5A	92		

Package Dimension





500-3000W

- ▶ Compact size
- ▶ Accepts AC or DC input (dual-use of same terminal)
- ▶ Low standby power consumption, high efficiency, active PFC function
- ▶ Isolation voltage up to 4000VAC
- ▶ Output short circuit, over-current, over-voltage, over-temperature protections
- ▶ Remote ON/OFF function
- ▶ Forced air cooling by built-in DC fan (600W/1000W)

Specification (For more information, pls visit <https://www.mornsun-power.com>)

Series	LMF500-20B	LMF600-20B	LMF750-20B	LMF1000-20B	LMF1500-20B	LMF3000-20B
Input Voltage	80-264VAC/ 110-370VDC	80-277VAC/110-390VDC		90-264VAC/ 120-370VDC	85-264VAC/ 120-370VDC	85-277VAC/ 120-390VDC
Output Voltage	3.3V, 5V, 12V, 15V, 24V, 27V, 36V, 48V, 54V	Main: 12V, 15V, 24V, 27V, 36V, 48V Auxiliary: 5V	Main: 12V, 15V, 24V, 27V, 48V Auxiliary: 5V	Main: 12V, 15V, 24V, 27V, 36V, 48V, 54V Auxiliary: 5V	Main: 12V, 15V, 24V, 27V, 36V, 48V, 54V Auxiliary: 5V	Main: 24V, 48V Auxiliary: 12V
Inrush Current (@230VAC)	Cold start, 40A	Cold start, < 15A	Cold start, < 40A	Cold start, 40A	Cold start, < 40A	Cold start, 40A
Over-current Protection (Self-recovery)	110%–160% I _o	110%–250% I _o	110%–200% I _o	≥ 110% I _o	Constant current protection	
Short Circuit Protection	Hiccup, continuous, self-recovery					Output voltage shutdown, recovery after turn on
Isolation Voltage <small>(Electric strength test for 1min, leakage current < 10mA)</small>	Input-output: 4kVAC Input-PE: 2kVAC Output-PE: 2kVAC	Input-output: 4kVAC Input-PE: 1.5kVAC Output-PE: 1.5kVAC	Input-output: 4kVAC Input-PE: 2kVAC Output-PE: 1.5kVAC	Input-output: 4kVAC Input-PE: 2kVAC Output-PE: 1.5kVAC	Input-output: 4kVAC Input-PE: 2kVAC Output-PE: 1.25kVAC	Input-output: 4kVAC Input-PE: 2kVAC Output-PE: 1.5kVAC
Operating Temperature	-30°C to +70°C (Non-condensing)		-40°C to +70°C		-40°C to +70°C (Non-condensing)	-40°C to +85°C
EMC	EMI	CISPR32/EN55032 Class B, IEC/EN61000-3-2 Class A	CISPR32/EN55032 Class B, IEC/EN61000-3-2 Class A and Class D		CISPR32/EN55032 Class B, IEC/EN61000-3-2 Class A	CISPR32/EN55032 Class A, IEC/EN61000-3-2 Class A and Class D, EN61000-3-3
	EMS	IEC/EN 61000-4-2 Contact ±8kV, IEC/EN 61000-4-3 10V/m, IEC/EN61000-4-6 10 Vrms, IEC/EN61000-4-8 30A/m (LMF750-20B), IEC/EN61000-4-4,5,11		IEC/EN 61000-4-2 Contact ±8kV, IEC/EN 61000-4-3 10V/m, IEC/EN 61000-4-3 10V/m, IEC/EN61000-4-6 10 Vrms, IEC/EN61000-4-4,5,11		IEC/EN 61000-4-2 Contact ±8kV, IEC/EN 61000-4-3 10V/m, IEC/EN61000-4-6 10 Vrms, IEC/EN61000-4-4,5,11 IEC/EN61000-4-8 30A/m (LMF3000-20Bxx), IEC/EN61000-4-13 CLASS 3 (LMF3000-20Bxx)
Safety Standard	IEC/UL62368, IEC/EN60601, EN60335, EN61558, EN61558-2-16	IEC/EN/UL62368, EN60335, EN61558, IEC/EN60601, GB4943	IEC/EN/UL62368, IEC/EN/UL60601, GB4943	IEC/UL/EN62368, IEC/ES/EN60601	IEC/EN/UL62368, EN60335, EN61558, IEC/EN60601, GB4943	IEC/EN/UL/BS EN62368, UL61010, GB4943
MTBF	MIL-HDBK-217F@25°C > 300,000 h		MIL-HDBK-217F@25°C ≥ 750,000 h		MIL-HDBK-217F@25°C ≥ 250,000 h	
Dimension (LxWxH)(mm)	203.1 x 101.6 x 40.6	203.1 x 101.6 x 40.6	187.5 x 127 x 40.5	190 x 127 x 40.5	250 x 127 x 40.5	279.4 x 177.8 x 63.5
Packaging	18pcs/16.91kg	18pcs/18.71kg	12pcs/11.4kg	12pcs/18.6kg	7pcs/15.07kg	2pcs/6.8kg

LMF500-20Bxx, LMF600-20Bxx

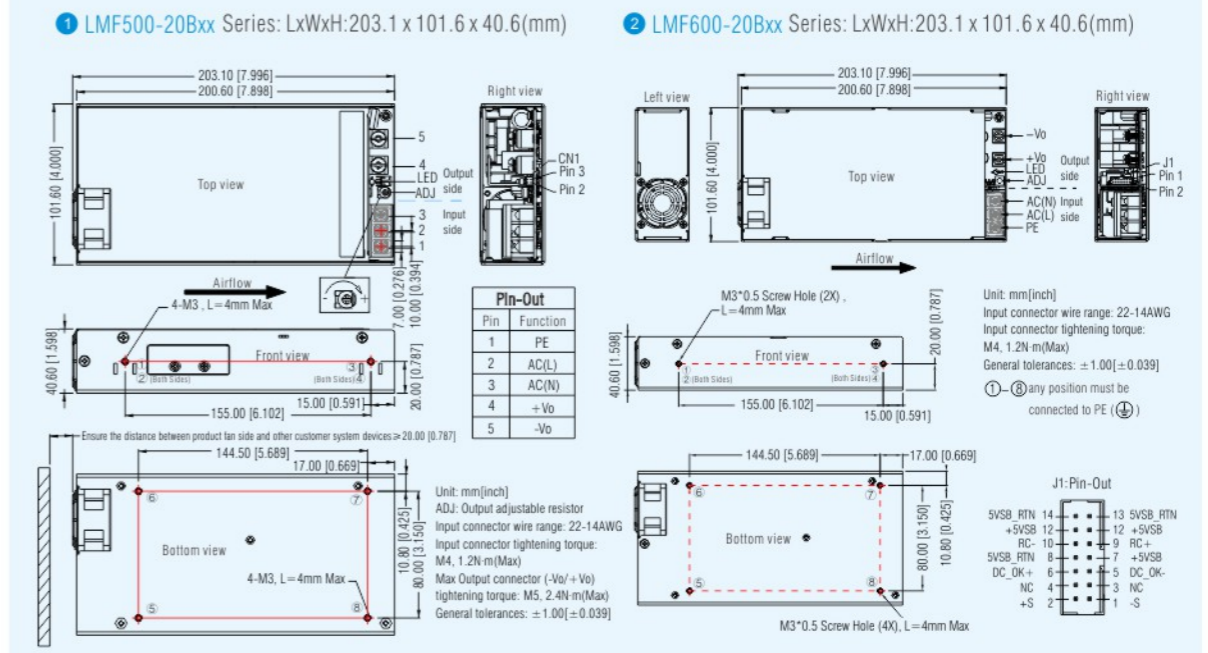
- Input voltage range: 80-264VAC/110-370VDC (500W)
80-277VAC/110-390VDC (600W)
- Accepts AC or DC input (dual-use of same terminal)
- Operating temperature range: -30°C to +70°C (500W)
-40°C to +70°C (600W)
- Low standby power consumption, high efficiency, active PFC
- Isolation voltage up to 4000VAC
- With 5V/1A standby power
- Output short circuit, over-current, over-voltage protections
- OVC III (designed to meet EN61558)
- Remote sense compensation, remote ON/OFF function
- Safety according to IEC/UL62368, IEC/EN60601, EN60335, EN61558 standards



Selection Guide

Power Range	Part No.	Power	Input Voltage	Output Voltage/ Current	Efficiency (%)(typ.)	Markings	Datasheet
500W	LMF500-20B03	297W	80-264VAC/ 110-370VDC	3.3V/90A	84		
	LMF500-20B05	450W		5V/90A	87		
	LMF500-20B12	500.4W		12V/41.7A	92		
	LMF500-20B15	501W		15V/33.4A	92		
	LMF500-20B24	501.6W		24V/20.9A	93		
	LMF500-20B27	502.2W		27V/18.6A	93		
	LMF500-20B36	500.4W		36V/13.9A	93		
	LMF500-20B48	499.2W		48V/10.4A	93		
	LMF500-20B54	502.2W		54V/9.3A	93		
600W	LMF600-20B12	600W	80-277VAC/ 110-390VDC	12V/50A	92		
	LMF600-20B15	600W		15V/40A	92		
	LMF600-20B24	600W		24V/25A	94		
	LMF600-20B27	600W		27V/22.3A	94		
	LMF600-20B36	600W		36V/16.7A	94		
	LMF600-20B48	600W		48V/12.6A	94		

Package Dimension



LMF750-20Bxx

- Input voltage range: 80-277VAC/100-390VDC
- Accepts AC or DC input (dual-use of same terminal)
- Operating temperature range: -40°C to +70°C
- High efficiency up to 94%
- Active PFC, PF ≥ 0.98
- Remote sense compensation, remote ON/OFF function
- 150% peak load output for 1 seconds
- With 5V/2A standby power
- Output short circuit, over-current, over-voltage, over-temperature protections
- Operating up to 5000m altitude
- Safety according to IEC/UL62368, IEC/EN60601, EN60335, EN61558 standards



Selection Guide

Power Range	Part No.	Power	Input Voltage	Main Output Voltage/Current	Auxiliary Output Voltage/Current	Efficiency (%) (typ.)	Markings	Datasheet
750W	LMF750-20B12	Main: 750W Auxiliary: 10W	80-277VAC/ 110-390VDC	12V/62.5A	5V/2A	92	—	
	LMF750-20B15	Main: 750W Auxiliary: 10W		15V/50A	5V/2A	92		
	LMF750-20B24	Main: 750W Auxiliary: 10W		24V/31.3A	5V/2A	94		
	LMF750-20B27	Main: 750W Auxiliary: 10W		27V/27.8A	5V/2A	94		
	LMF750-20B48	Main: 750W Auxiliary: 10W		48V/15.7A	5V/2A	94		

LMF1000-20Bxx

- Input voltage range: 90-264VAC/120-370VDC
- Accepts AC or DC input (dual-use of same terminal)
- Operating temperature range: -40°C to +70°C
- High reliability, high efficiency up to 94%
- Wide range of adjustable output voltage
- Output short circuit, over-current, over-voltage, over-temperature protections
- Support 3+1 parallel redundancy, current sharing
- Active PFC function
- Operating up to 5000m altitude
- Fan speed automatic adjustable



Selection Guide

Power Range	Part No.	Power	Input Voltage	Main Output Voltage/Current	Auxiliary Output Voltage/Current	Efficiency (%) (typ.)	Markings	Datasheet
1000W	LMF1000-20B12	Main: 960W Auxiliary: 10W	90-264VAC/ 120-370VDC	12V/80A	5V/2A	92		
	LMF1000-20B15	Main: 960W Auxiliary: 10W		15V/64A	5V/2A	92		
	LMF1000-20B24	Main: 1008W Auxiliary: 10W		24V/42A	5V/2A	94		
	LMF1000-20B27	Main: 1007W Auxiliary: 10W		27V/37.3A	5V/2A	94		
	LMF1000-20B36	Main: 1008W Auxiliary: 10W		36V/28A	5V/2A	94		
	LMF1000-20B48	Main: 1008W Auxiliary: 10W		48V/21A	5V/2A	94		
	LMF1000-20B54	Main: 1009W Auxiliary: 10W		54V/18.7A	5V/2A	94		

Note: Use suffix "QQ" for both-sides conformal coating.

Package Dimension

LMF750-20Bxx Series: LxWxH:187.5 x 127 x 40.5(mm)

Pin	Function
1	AC(L)
2	AC(N)
3	⊕
4	-Vo
5	+Vo
6	ADJ
6	Output adjustable resistor

Pin	Function
1	5VSB RTN
2	+5VSB

Position	Screw Spec.	L(max)	Torque(max)	Customer System	Power Case
(1)-(2)	M4	4mm	0.9N·m		
(7)-(8)	M3	4mm	0.4N·m		
(3)-(6)	M3	4mm	0.4N·m		
(9)-(12)	M3	3mm	0.4N·m		

Pin	Function	Pin	Function
1	-S	8	+S
2	NC	9	NC
3	DC OK-	10	DC OK+
4	+5VSB	11	5VSB RTN
5	RC +	12	RC-
6	+5VSB	13	+5VSB
7	5VSB RTN	14	5VSB RTN

Customer connector	Power Case
Housing: JST XHR-2 or equivalent Terminal: JST SKH-001T-P0.6 or equivalent	
Housing: JST PHDR-14VS or equivalent Terminal: JST SPHD-002T-P0.5 or equivalent	

Unit: mm[inch]
 Input pin1.2,3 wire range: 18-14AWG
 Input connector tightening torque: M4, Max 0.9N·m
 Output pin4,5 wire range: 12V/15V: 8-6AWG
 24V/27V: 12-8AWG
 48V: 16-8AWG
 Output connector tightening torque: M5, Max 1.6N·m
 General tolerances: ±1.00[±0.039]

Package Dimension

LMF1000-20Bxx Series: LxWxH:190 x 127 x 40.5(mm)

Pin	Function
1	AC(L)
2	AC(N)
3	⊕
4	-Vo
5	+Vo
6	ADJ
6	Output adjustable resistor

Pin	Function
1	5VSB RTN
2	+5VSB

Pin	Function	Customer Connector
1	-S	Connector: XHS2.5-2Y(KANGDAO) or equivalent Terminal: XH2.5-TE(KANGDAO) or equivalent
2	+S	

Pin	Function	Pin	Function
1	VS+	8	VS-
2	CURRENT SHARE	9	ADDRESS0
3	DC OK	10	ADDRESS1
4	SCL	11	ADDRESS2
5	SDA	12	RXD
6	PS ON	13	TXD
7	GND	14	GND

Customer Connector
Connector: JST PHDR-14VS or equivalent Terminal: JST SPHD-002T-P0.5 or equivalent

Unit: mm[inch]
 Pin 1.2,3 wire range: 22-12AWG
 Pin 1.2,3 connector tightening torque: M4, 1.2N·m(Max)
 Pin 4.5 connector tightening torque: M5, 2.3N·m(Max)
 General tolerances: ±1.00[±0.039]

LMF1500-20Bxx

- Input voltage range: 85-264VAC/120-370VDC
- Accepts AC or DC input (dual-use of same terminal)
- Active PFC function
- Operating temperature range: -40°C to +70°C
- High reliability, high efficiency up to 94%
- Wide range of adjustable output voltage
- Output short circuit, 5s constant-current, over-voltage, over-temperature protection
- Support 3+1 parallel redundancy, current sharing
- Operating up to 5000m altitude
- Fan speed automatic adjustable
- Safety according to IEC/UL62368, EN/ES/IEC60601, IEC60335, GB4943



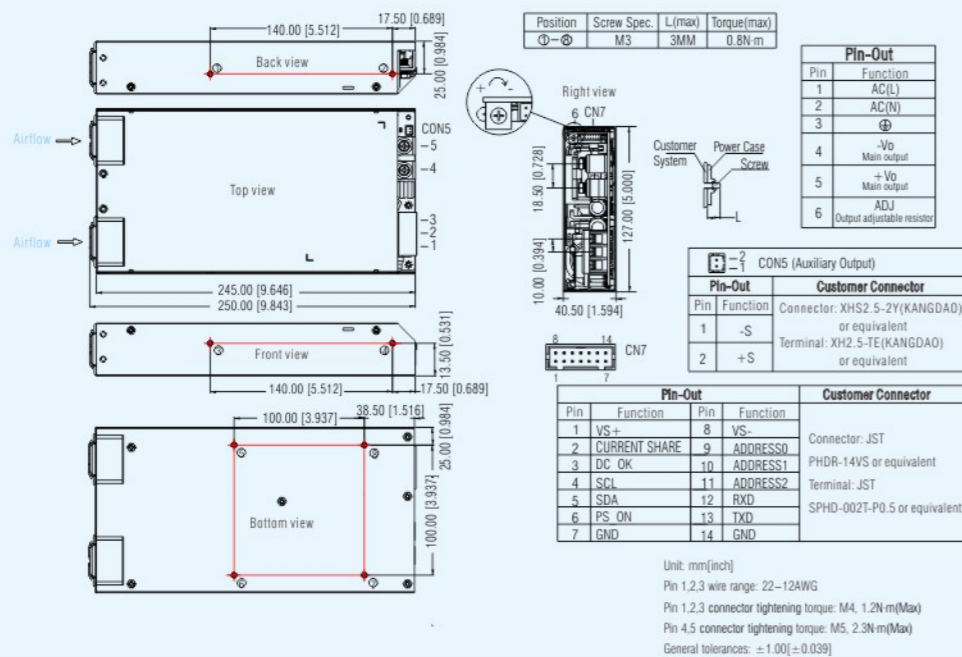
Selection Guide

Power Range	Part No.	Power	Input Voltage	Main Output Voltage/Current	Auxiliary Output Voltage/Current	Efficiency (%) (typ.)	Markings	Datasheet
1500W	LMF1500-20B12	Main: 1510W Auxiliary: 10W	85-264VAC/ 120-370VDC	12V/125A	5V/2A	92		
	LMF1500-20B15	Main: 1510W Auxiliary: 10W		15V/100A	5V/2A	92		
	LMF1500-20B24	Main: 1510W Auxiliary: 10W		24V/62.5A	5V/2A	94		
	LMF1500-20B27	Main: 1522W Auxiliary: 10W		27V/56A	5V/2A	94		
	LMF1500-20B36	Main: 1522W Auxiliary: 10W		36V/42A	5V/2A	94		
	LMF1500-20B48	Main: 1546W Auxiliary: 10W		48V/32A	5V/2A	94		
	LMF1500-20B54	Main: 1522W Auxiliary: 10W		54V/28A	5V/2A	94		

Note: Use suffix "QQ" for both-sides conformal coating.

Package Dimension

LMF1500-20Bxx Series: LxWxH:250 x 127 x 40.5(mm)



LMF3000-20Bxx

- Input voltage range: 85-277VAC/120-390VDC
- Accepts AC or DC input (dual-use of same terminal)
- Operating temperature range: -40°C to +85°C
- High efficiency, low ripple & noise
- Active PFC
- Isolation voltage up to 4000VAC
- Support 7+1 parallel redundancy, current sharing
- Output short circuit, over-current, over-voltage, over-temperature protections
- Operating up to 5000m altitude
- Safety according to IEC/EN/UL/BS EN62368, UL61010, GB4943 standards

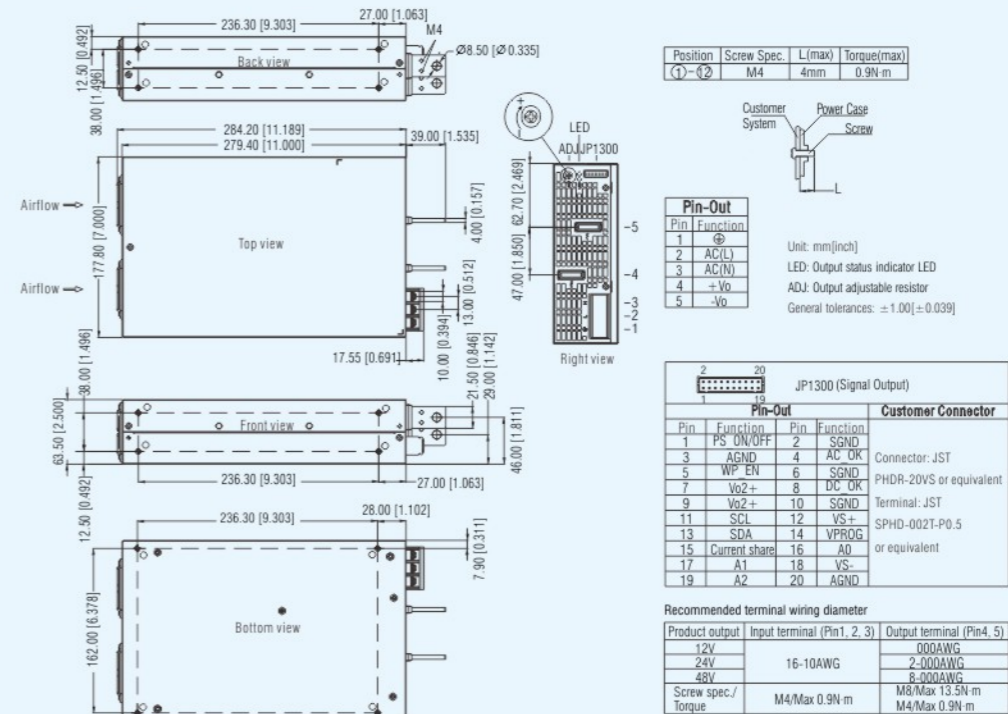


Selection Guide

Power Range	Part No.	Power	Input Voltage	Main Output Voltage/Current	Auxiliary Output Voltage/Current	Efficiency (%) (typ.)	Markings	Datasheet
3000W	LMF3000-20B24	Main: 3010W Auxiliary: 10W	85-277VAC/ 120-390VDC	24V/125A	12V/0.8A	92	-	
	LMF3000-20B48	Main: 3010W Auxiliary: 10W		48V/62.5A	12V/0.8A	93		

Package Dimension

LMF3000-20Bxx Series: LxWxH:279.4 x 177.8 x 63.5(mm)





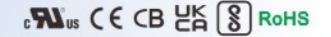
Triple-output



- ▶ Compact size with 30mm thickness low profile
- ▶ Output short circuit, over-current, over-voltage protections
- ▶ Withstand 5G vibration test
- ▶ Operating altitude up to 5000m
- ▶ High efficiency, high reliability and long lifetime
- ▶ LED indicator for power on
- ▶ Safety according to IEC/EN60335(PD3), IEC/EN61558, 2-16 standards, suitable for home appliances
- ▶ Note: Use suffix "Q" for conformal coating



Dual-output



- ▶ Compact size with 30mm thickness low profile
- ▶ Output short circuit, over-current, over-voltage protections
- ▶ Withstand 5G vibration test
- ▶ Operating altitude up to 5000m
- ▶ High efficiency, high reliability and long lifetime
- ▶ LED indicator for power on
- ▶ Safety according to IEC/EN60335(PD3), IEC/EN61558, 2-16 standards, suitable for home appliances
- ▶ Note: Use suffix "Q" for conformal coating

Specification (For more information, pls visit <https://www.mornsun-power.com>)


Series	LM35-10C	LM50-10C	LM75-10C	LM100-10C	LM35-10A	LM50-10A	LM75-10A
Input Voltage	85 - 264VAC/120 - 370VDC		90-264VAC/120-370VDC		85-264VAC/120-370VDC		90-264VAC/120-370VDC
Output Voltage	Triple output: 5V/±12V, 5V/±15V, 5V/24V/12V				Dual output: 5V/12V, 5V/24V		
Inrush Current (@230VAC)	Cold start, 50A		Cold start, 45A	Cold start, 50A	Cold start, 50A		Cold start, 45A
Over-current Protection	110%-180%Io	110%-230%Io	≥110%Io	≥110%Io	130%-250%Io	110%-250%Io	110%-200%Io
Short Circuit Protection	Hiccup, continuous, self-recovery						
Isolation Voltage <small>(Electric strength test for 1min, leakage current <10mA)</small>	Input-Output: 3kVAC, Input-PE: 2kVAC, Output-PE: 0.5kVAC						
Operating Temperature	-30°C to +70°C						
EMC	EMI	CISPR32/EN55032 Class B					
	EMS	IEC/EN 61000-4-2 Contact ±6KV, IEC/EN 61000-4-3 10V/m, IEC/EN61000-4-6 10 Vr.m.s, IEC/EN61000-4-4,5,11					
Safety Standard	IEC/EN/UL62368, EN60335, GB4943						
MTBF	MIL-HDBK-217F@25°C > 300,000 h						
Dimension (LxWxH)(mm)	99 x 97 x 30	99 x 97 x 30	129 x 97 x 30	159 x 97 x 30	99 x 97 x 30	99 x 97 x 30	129 x 97 x 30
Packaging	48pcs/12.03kg	48pcs/13.47kg	36pcs/13.35kg	28pcs/13.91kg	48pcs/12.03kg	48pcs/13.23kg	36pcs/12.54kg

Specification (For more information, pls visit <https://www.mornsun-power.com>)

Series	LM50-10A12	LM60-10A15	LM60-12A15	LM90-12A15	LM150-12A15	LM35-10D	LM50-10D	LM75-10D	LM100-10D	LM150-12D
Input Voltage	85-264VAC/120-370VDC		165-264VAC/180-370VDC			85-264VAC/120-370VDC		90-264VAC/120-373VDC	90-264VAC/120-370VDC	176-264VAC/250-373VDC
Output Voltage	Dual output: 12V/-12V		Dual output: 15V/-15V			Dual output: 5V/12V, 5V/24V		Dual output: 5V/12V, 5V/24V	Dual output: 5V/24V, 12V/24V	Dual output: 5V/12V
Inrush Current (@230VAC)	Cold start, 50A		Cold start, 60A			Cold start, 50A		Cold start, 45A	Cold start, 50A	Cold start, 60A
Over-current Protection	110%-230%Io		110%-200%Io			110%-180%Io		110%-220%Io	110%-230%Io	≥110%Io
Short Circuit Protection	Hiccup, continuous, self-recovery									
Isolation Voltage <small>(Electric strength test for 1min, leakage current <10mA)</small>	Input-Output: 3kVAC Input-PE: 2kVAC Output-PE: 0.5kVAC		Input-Output: 3kVAC Input-PE: 1.5kVAC Output-PE 0.5kVAC			Input-Output: 3kVAC, Input-PE: 2kVAC Output-PE: 0.5kVAC, Output-Output: 0.5kVDC			Input-Output: 3kVAC Input-PE: 2kVAC Output-PE: 0.5kVAC	
Operating Temperature	-30°C to +70°C		-25°C to +70°C			-30°C to +70°C				
EMC	EMI	CISPR32/EN55032 Class A or Class B, IEC/EN61000-3-2 Class A(excludes LM150-12D), IEC/EN61000-3-3(LM150-10A15)								
	EMS	IEC/EN61000-4-2 Contact ±6KV, IEC/EN61000-4-3 10V/m, IEC/EN61000-4-4 ±2KV, IEC/EN61000-4-6 10 Vr.m.s,		IEC/EN61000-4-2 Contact ±6KV, IEC/EN61000-4-3 10V/m, IEC/EN61000-4-4 ±4KV, IEC/EN61000-4-6 10 Vr.m.s,			IEC/EN61000-4-2 Contact ±6KV, IEC/EN61000-4-3 10V/m, IEC/EN61000-4-4 ±2KV, IEC/EN61000-4-6 10 Vr.m.s,			
Safety Standard	IEC/EN/UL62368, EN60335, EN61558, GB4943									
MTBF	MIL-HDBK-217F@25°C > 300,000 h									
Dimension (LxWxH)(mm)	99 x 97 x 30		129 x 97 x 30	159 x 97 x 30	99 x 97 x 30	99 x 97 x 30	129 x 97 x 30	159 x 97 x 30	179 x 99 x 30	
Packaging	48pcs/13.23kg	48pcs/13.71kg	48pcs/13.47kg	36pcs/12.81kg	28pcs/13.49kg	48pcs/11.79kg	48pcs/13.23kg	36pcs/12.99kg	28pcs/13.35kg	26pcs/15.4kg

LM35-10A/C/Dxx, LM50-10A/C/Dxx

- Input voltage range: 85-264VAC/120-370VDC
- Operating temperature range: -30°C to +70°C
- High efficiency, high reliability and long lifetime
- LED indicator for power on
- Output short circuit, over-current, over-voltage protections
- Isolation voltage up to 3000VAC
- Safety according to IEC/EN/UL62368, EN60335, GB4943 standards
- EMI meets CISPR32/EN55032 Class B
- Operating altitude up to 5000m

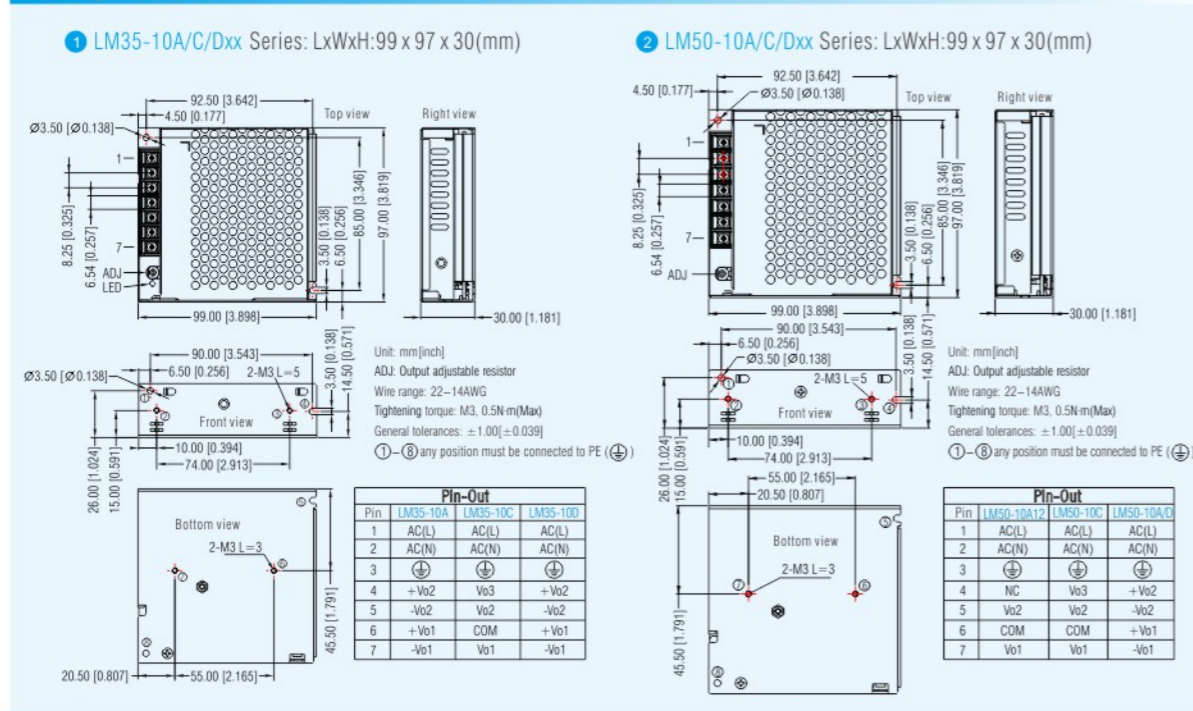


Selection Guide

Power Range	Part No.	Power	Input Voltage	Output Voltage/Current			Efficiency (%) (typ.)	Markings
				Vo1/Io1	Vo1/Io2	Vo1/Io3		
35W	LM35-10A0512-10	32W	85-264VAC/ 120-370VDC	5V/4A	12V/1A	/	79	CE UK CB
	LM35-10A0524-10	35W		5V/2.2A	24V/1A	/	80	
	LM35-10C051212-10	33W		5V/3A	12V/1A	-12V/0.5A	81	
	LM35-10C051515-10	35W		5V/2.5A	15V/1A	-15V/0.5A	81	
	LM35-10C052412-05	36.5W		5V/2.5A	24V/0.5A	12V/1A	81	
	LM35-10D0512-10	32W		5V/4A	12V/1A	/	81	
LM35-10D0524-10	35W	5V/2.2A	24V/1A	/	83	UK CB		
50W	LM50-10A0512-20	54W	85-264VAC/ 120-370VDC	5V/6A	12V/2A	/	79	CE UK CB
	LM50-10A0524-14	53.6W		5V/4A	24V/1.4A	/	81	
	LM50-10A12	50.4W		12V/2.1A	-12V/2.1A	/	83	
	LM50-10C051212-20	50W		5V/4A	12V/2A	-12V/0.5A	81	
	LM50-10C051515-15	50W		5V/4A	15V/1.5A	-15V/0.5A	83	
	LM50-10C052412-10	51W		5V/3A	24V/1A	12V/1A	85	
	LM50-10D0512-20	54W		5V/6A	12V/2A	/	83	
	LM50-10D0524-14	53.6W		5V/4A	24V/1.4A	/	84	

Note: Use suffix "Q" for conformal coating.

Package Dimension



LM60-10Axx, LM60-12Axx, LM75-10A/C/Dxx

- Operating temperature range: -30°C to +70°C
- High efficiency, high reliability and long lifetime
- LED indicator for power on
- Output short circuit, over-current, over-voltage protections
- Isolation voltage up to 3000VAC
- Safety according to IEC/EN/UL62368, EN60335, GB4943 standards
- EMI meets CISPR32/EN55032 Class A and Class B
- Operating altitude up to 5000m

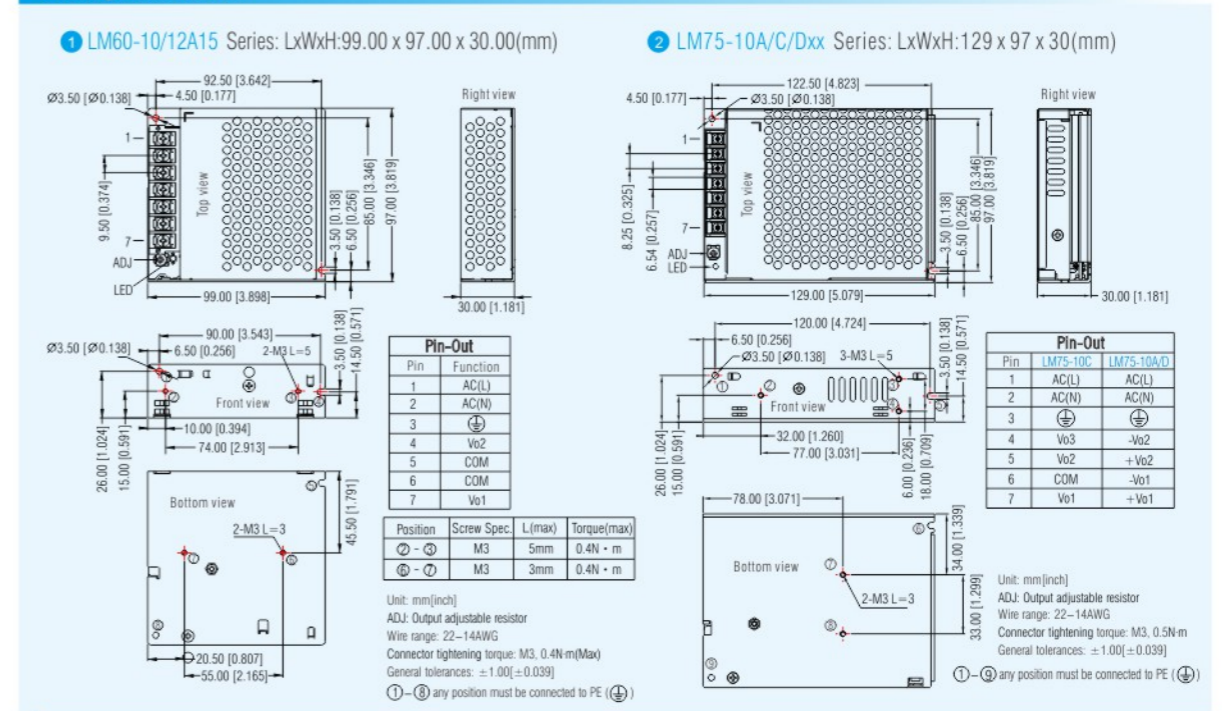


Selection Guide

Power Range	Part No.	Power	Input Voltage	Output Voltage/Current			Efficiency (%) (typ.)	Markings
				Vo1/Io1	Vo1/Io2	Vo1/Io3		
60W	LM60-10A15	60W	85-264VAC/ 120-370VDC	15V/2A	-15V/2A	/	82	CE UK CB
	LM60-12A15	60W	165-264VAC/ 180-370VDC	15V/2A	-15V/2A	/	82	
75W	LM75-10A0512-30	71W	90-264VAC/ 120-370VDC	5V/7A	12V/3A	/	80	CE UK CB
	LM75-10A0512-40	68W		5V/4A	12V/4A	/	80	
	LM75-10A0524-20	73W		5V/5A	24V/2A	/	81	
	LM75-10C051212-28	69.6W	90-264VAC/ 120-370VDC	5V/6A	12V/2.8A	-12V/0.5A	82	CE UK CB
	LM75-10C051515-23	72W		5V/6A	15V/2.3A	-15V/0.5A	82	
	LM75-10C052412-15	73W		5V/5A	24V/1.5A	12V/1.0A	84	
	LM75-10D0512-30	71W		90-264VAC/ 120-373VDC	5V/7A	12V//3A	/	
	LM75-10D0524-20	73W	90-264VAC/ 120-373VDC	5V/5A	24V/2A	/	84	UK CB
LM75-10D0512-40	68W	5V/4A		12V//4A	/	82		

Note: Use suffix "Q" for conformal coating (only for LM75-10Cxx/LM75-10Dxx).

Package Dimension



LM90-12Axx, LM100-10C/Dxx

- Input voltage range: 165-264VAC/180-370VDC (LM90-12Axx)
90-264VAC/120-370VDC (LM100-10C/Dxx)
- Operating temperature range: -30°C to +70°C
- High efficiency, high reliability and long lifetime
- LED indicator for power on
- Output short circuit, over-current, over-voltage protections
- Isolation voltage up to 3000VAC
- Safety according to IEC/EN/UL62368, EN60335, GB4943 standards
- EMI meets CISPR32/EN55032 Class B
- Withstands 5G vibration test
- Operating altitude up to 5000m



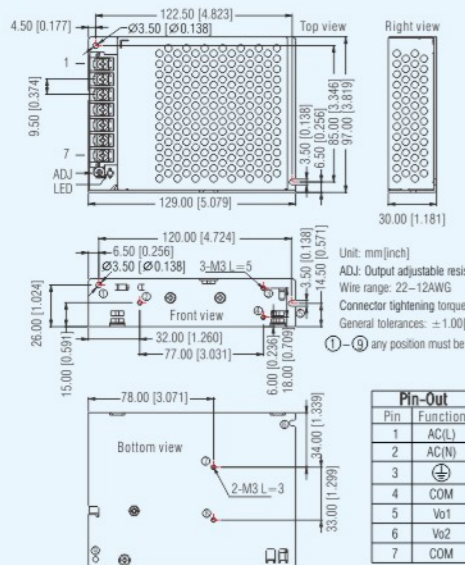
Selection Guide

Power Range	Part No.	Power	Input Voltage	Output Voltage/Current			Efficiency (%) (typ.)	Markings
				Vo1/Io1	Vo1/Io2	Vo1/Io3		
90W	LM90-12A15	90W	165-264VAC/ 180-370VDC	15V/3A	-15V/3A	/	82	CE [8] UK
	LM100-10C051212-35	94W	90-264VAC/ 120-370VDC	5V/8A	12V/3.5A	-12V/1A	84	CE [8] UK
LM100-10C051515-30	95W	5V/7A		15V/3A	-15V/1A	85		
LM100-10C052412-20	96W	5V/6A		24V/2A	12V/1.5A	85		
LM100-10D0524-30	97W	5V/5A		24V/3A	/	85		
100W	LM100-10D1224-20	96W	12V/4A	24V/2A	/	87	CE [8] UK	

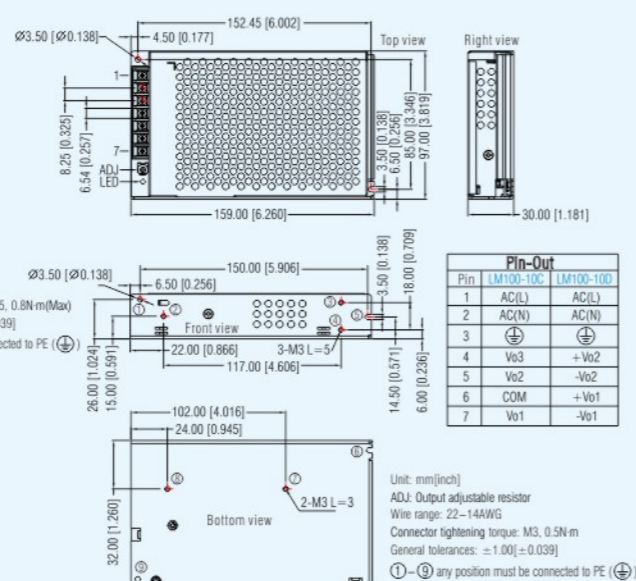
Note: Use suffix "Q" for conformal coating (only for 100W).

Package Dimension

1 LM90-12A15 Series: LxWxH: 129 x 97 x 30(mm)



2 LM100-10C/Dxx Series: LxWxH: 159 x 97 x 30(mm)



LM150-12A/Dxx

- Input voltage range: 165-264VAC/180-370VDC (LM150-12Axx)
176-264VAC/250-373VDC (LM150-12Dxx)
- Operating temperature range: -30°C to +70°C
- High efficiency, high reliability and long lifetime
- LED indicator for power on
- Output short circuit, over-current, over-voltage protections
- Isolation voltage up to 3000VAC
- Safety according to IEC/EN/UL62368, EN60335, GB4943 standards
- EMI meets CISPR32/EN55032 Class B
- Withstands 5G vibration test
- Operating altitude up to 5000m



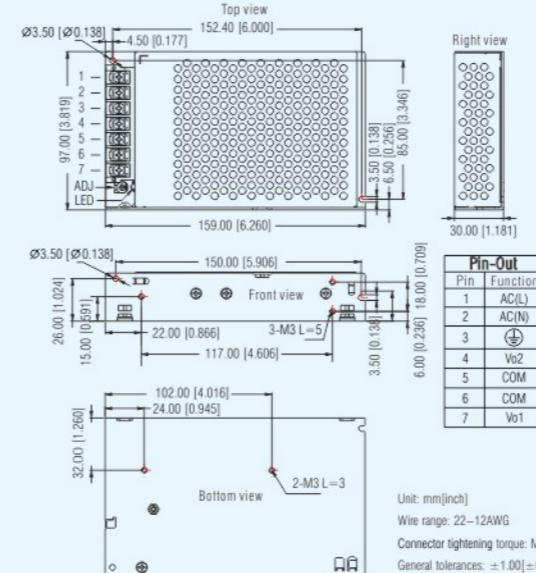
Selection Guide

Power Range	Part No.	Power	Input Voltage	Output Voltage/Current			Efficiency (%) (typ.)	Markings
				Vo1/Io1	Vo1/Io2	Vo1/Io3		
150W	LM150-12A15	150W	165-264VAC/ 180-370VDC	15V/5A	-15V/5A	/	85	CE [8] UK
	LM150-12D0512-40	150W	176-264VAC/ 250-373VDC	5V/20A	12V/4.17A	/	80	/

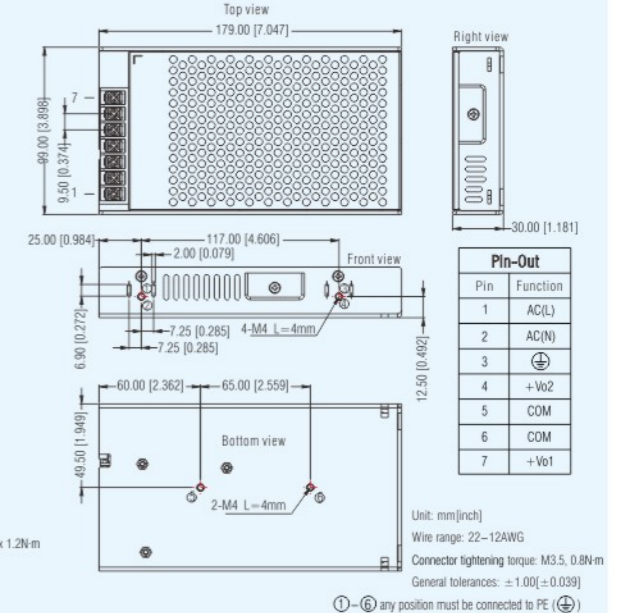
Note: Use suffix "C" for terminals with protective cover, suffix "Q" for conformal coating (only for LM150-12A15).

Package Dimension

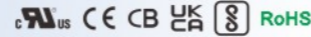
1 LM150-12A15 Series: LxWxH: 159 x 97 x 30(mm)



2 LM150-12D0512-40 Series: LxWxH: 179 x 99 x 30(mm)



15-150W



- ▶ Accepts AC or DC input (dual-use of same terminal)
- ▶ High efficiency up to 91%
- ▶ Low ripple & noise
- ▶ Output short circuit, over-current, over-voltage, over-temperature protections
- ▶ Ultra slim design: suitable for small chassis and narrow space installation
- ▶ LED indicator for power on
- ▶ Safety according to IEC61000-3-2 harmonic requirements, suitable for lighting circuits



20-60W

RoHS

- ▶ Accepts AC or DC input (dual-use of same terminal)
- ▶ High efficiency up to 88%
- ▶ Isolation voltage up to 4000VAC
- ▶ DC OK function
- ▶ Operating altitude up to 5000m
- ▶ Output short circuit, over-current, over-voltage protections
- ▶ DIN rail TS35X7.5/TS35X15 mountable

Specification (For more information, pls visit <https://www.mornsun-power.com>)

Series	LI15-20BxxPR2	LI30-20BxxPR2	LI60-20BxxPR2	LI100-20BxxPR2	LI100-20BxxPR3	LI150-20BxxPR2
Input Voltage	85-264VAC (277VAC available) 120-370VDC (390VDC available)	85-264VAC/120-370VDC				85-264VAC (277VAC available) 120-370VDC (390VDC available)
Output Voltage	5V, 12V, 15V, 24V, 48V			12V, 15V, 24V, 48V		
Inrush Current (@230VAC)	Cold start, 25A	Cold start, 45A	Cold start, 60A	Cold start, 70A		Cold start, 70A
Over-current Protection	Range	≥110%Io		110%-200%Io	≥110%Io	≥105%Io
	Type	Self-recovery				
Short Circuit Protection	Hiccup, continuous, self-recovery					
Isolation Voltage <small>(Electric strength test for 1min, leakage current <10mA)</small>	Input-Output: 4kVAC					
Operating Temperature	-40°C to +70°C				-30°C to +70°C <small>(Can be started at -40°C)</small>	
EMC	EMI	CISPR32/EN55032 Class B IEC/EN61000-3-2 Class A			CISPR32/EN55032 Class B IEC/EN61000-3-2 Class A	
	EMS	IEC/EN61000-4-2 Contact ±4KV, IEC/EN61000-4-3 10V/m, IEC/EN61000-4-6 10 Vr.m.s, IEC/EN61000-4-4,5,11	IEC/EN61000-4-2 Contact ±6KV, IEC/EN61000-4-3 10V/m, IEC/EN61000-4-6 10 Vr.m.s, IEC/EN61000-4-4,5,11		IEC/EN61000-4-2 Contact ±6KV IEC/EN61000-4-3 10V/m IEC/EN61000-4-6 10 Vr.m.s IEC/EN61000-4-8 30A/m	IEC/EN61000-4-2 Contact ±4KV, IEC/EN61000-4-3 10V/m, IEC/EN61000-4-6 10 Vr.m.s, IEC/EN61000-4-4,5,11
Safety Standard	UL62368, IEC62368, EN62368, IEC/EN61010, IEC/EN61558, IEC60335	UL62368, IEC62368, EN62368			UL/EN/BS EN62368, EN60335, EN61558, EN62477, EN61010	UL/EN/IEC62368, IEC/EN60335, IEC61558, UL61010
Dimension (WxHxD)(mm)	17.5 x 90 x 58	35 x 92.66 x 58	52 x 92.66 x 58	70 x 92.66 x 58	70 x 92.66 x 58	105 x 90 x 55.4
Packaging	135pcs/10.9kg	72pcs/10.98kg	54pcs/12.05kg	36pcs/10.86kg	36pcs/10.14kg	27pcs/11.31kg

Specification (For more information, pls visit <https://www.mornsun-power.com>)

Series	LI20-20BxxPU	LI60-20BxxPU
Input Voltage	85-264VAC/120-370VDC	
Output Voltage	5V, 12V, 15V, 24V	5V, 12V, 24V, 48V
Inrush Current (@230VAC)	Cold start, 35A	Cold start, 60A
Over-current Protection	Range	≥125%Io
	Type	Constant current limit, self-recovery
Short Circuit Protection	Constant current limit mode, self-recovery after removal of abnormal load conditions	
Isolation Voltage <small>(Electric strength test for 1min, leakage current <10mA)</small>	Input-Output: 4kVAC, Input-PE: 2kVAC, Output-PE: 0.5kVAC	
Operating Temperature	-30°C to +70°C	-25°C to +70°C
EMC	EMI	CISPR32/EN55032 Class B, IEC/EN61000-3-2 Class A
	EMS	IEC/EN61000-4-2 Contact ±6KV, IEC/EN61000-4-3 10V/m IEC/EN61000-4-6 10 Vr.m.s, IEC/EN61000-4-8 30A/m IEC/EN61000-4-4,5,11
Safety Standard	UL/EN/IEC/BS EN62368, UL61010, UL508	
Dimension (WxHxD)(mm)	22.5 x 85 x 95	36.5 x 90 x 100
Packaging	64pcs/No weight data available	48pcs/11.04kg

LI15-20BxxPR2, LI30-20BxxPR2

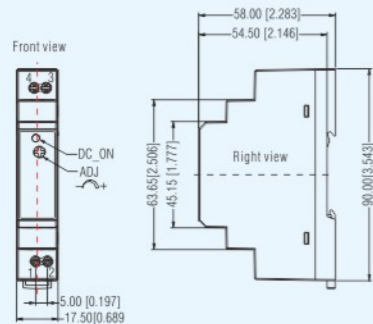
- Input voltage range: 85-264VAC/120-370VDC
- Accepts AC or DC input (dual-use of same terminal)
- Operating temperature range: -40°C to +70°C
- Isolation voltage up to 4000VAC
- Industrial-grade design
- OVC III (design to meet EN61558 standards)
- Low standby power consumption, high efficiency
- Low ripple & noise
- Output short circuit, over-current, over-voltage protections
- DIN rail TS35X7.5/ TS35X15 mountable



Selection Guide							
Power Range	Part No.	Power	Input Voltage	Output Voltage/Current	Efficiency (%) (typ.)	Markings	Datasheet
15W	LI15-20B05PR2	12W	85-264VAC (277VAC available)/ 120-370VDC (390VDC available)	5V/2.4A	80		
	LI15-20B12PR2	15W		12V/1.25A	85		
	LI15-20B15PR2	15W		15V/1A	85.5		
	LI15-20B24PR2	15.2W		24V/0.63A	86		
	LI15-20B48PR2	15.4W		48V/0.32A	87		
30W	LI30-20B05PR2	15W	85-264VAC/ 120-370VDC	5V/3A	82		
	LI30-20B12PR2	24W		12V/2A	88		
	LI30-20B15PR2	30W		15V/2A	89		
	LI30-20B24PR2	36W		24V/1.5A	89		
	LI30-20B48PR2	36W		48V/0.75A	90		

Package Dimension

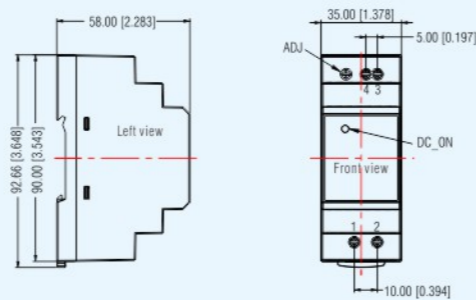
1 LI15-20BxxPR2 Series: WxHxD:17.5 x 90 x 58 (mm)



Pin-Out	
Pin	Function
1	AC(N)
2	AC(L)
3	-Vo
4	+Vo

Unit: mm[inch]
 ADJ: Adjustable resistance to change output voltage
 Wire range: 24-12AWG
 Tightening torque: Max 0.4N·m
 Mounting rail: TS35, rail needs to connect safety ground
 General tolerances: ±1.00[±0.039]

2 LI30-20BxxPR2 Series: WxHxD:35 x 92.66 x 58(mm)



Pin-Out	
Pin	Function
1	AC(N)
2	AC(L)
3	-Vo
4	+Vo

Unit: mm[inch]
 ADJ: Adjustable resistance to change output voltage
 Wire range: 24-12AWG
 Tightening torque: Max 0.4N·m
 Mounting rail: TS35
 General tolerances: ±1.00[±0.039]

LI60-20BxxPR2, LI100-20BxxPR2, LI100-20BxxPR3

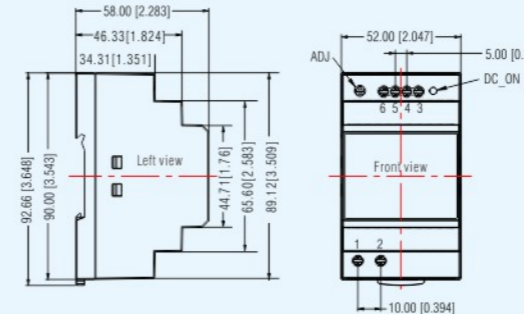
- Input voltage range: 85-264VAC/120-370VDC
- Accepts AC or DC input (dual-use of same terminal)
- Operating temperature range: -40°C to +70°C
- Isolation voltage up to 4000VAC
- Industrial-grade design
- OVC III (design to meet EN61558 standards)
- Low standby power consumption, high efficiency
- Low ripple & noise
- Output short circuit, over-current, over-voltage protections
- Withstand 300VAC surge input for 5s
- DIN rail TS35X7.5/ TS35X15 mountable



Selection Guide							
Power Range	Part No.	Power	Input Voltage	Output Voltage/Current	Efficiency (%) (typ.)	Markings	Datasheet
60W	LI60-20B05PR2	32.5W	85-264VAC/ 120-370VDC	5V/6.5A	84		
	LI60-20B12PR2	54W		12V/4.5A	88		
	LI60-20B15PR2	60W		15V/4.0A	89		
	LI60-20B24PR2	60W		24V/2.5A	90		
	LI60-20B48PR2	60W		48V/1.25A	91		
100W	LI100-20B12PR2	90W	85-264VAC/ 120-370VDC	12V/7.5A	88		
	LI100-20B15PR2	97.5W		15V/6.5A	89		
	LI100-20B24PR2	100.8W		24V/4.2A	90		
	LI100-20B48PR2	100.8W		48V/2.1A	90		
100W	LI100-20B12PR3	90W	85-264VAC/ 120-370VDC	12V/7.5A	89	-	
	LI100-20B15PR3	97.5W		15V/6.5A	89		
	LI100-20B24PR3	100.8W		24V/4.2A	90.5		
	LI100-20B48PR3	100.8W		48V/2.1A	91		

Package Dimension

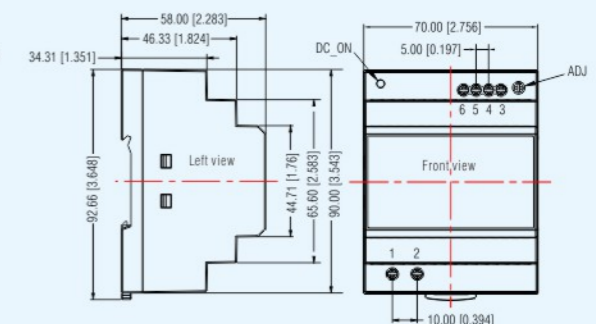
1 LI60-20BxxPR2 Series: WxHxD:52 x 92.66 x 58(mm)



Pin-Out	
Pin	Function
1	AC(L)
2	AC(N)
3	+Vo
4	+Vo
5	-Vo
6	-Vo

Unit: mm[inch]
 ADJ: Adjustable resistance to change output voltage
 Wire range: 24-12AWG
 Tightening torque: Max 0.4N·m
 Mounting rail: TS35
 General tolerances: ±1.00[±0.039]

2 LI100-20BxxPR2/PR3 Series: WxHxD:70 x 92.66 x 58(mm)



Pin-Out	
Pin	Function
1	AC(L)
2	AC(N)
3	+Vo
4	+Vo
5	-Vo
6	-Vo

Unit: mm[inch]
 ADJ: Adjustable resistance to change output voltage
 Wire range: 24-12AWG
 Tightening torque: Max 0.4N·m
 Mounting rail: TS35
 General tolerances: ±1.00[±0.039]

LI150-20BxxPR2

- Input voltage range: 85-264VAC (277VAC available) or 120-370VDC (390VDC available)
- Withstand 300VAC surge input for 5s
- Operating temperature range: -30°C to +70°C (can be started at -40°C)
- Isolation voltage up to 4000VAC
- OVC III (design to meet EN61558 standards)
- Low standby power consumption, low ripple & noise
- High efficiency, high reliability
- Output short circuit, over-current, over-voltage, over-temperature protections
- Safety according to UL/EN/IEC62368, IEC/EN60335, IEC61558, UL61010 standards
- DIN rail TS35X7.5/ TS35X15 mountable

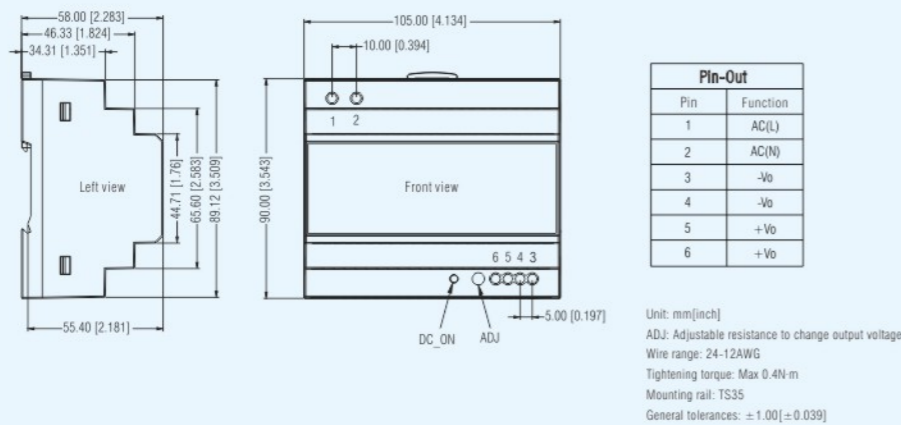


Selection Guide

Power Range	Part No.	Power	Input Voltage	Output Voltage/Current	Efficiency (%) (typ.)	Markings	Datasheet
150W	LI150-20B12PR2	135.6W	85-264VAC (277VAC available)/ 120-370VDC (390VDC available)	12V/11.3A	89		
	LI150-20B15PR2	142.5W		15V/9.5A	89.5		
	LI150-20B24PR2	150W		24V/6.25A	91.5		
	LI150-20B48PR2	153.6W		48V/3.2A	91		

Package Dimension

LI150-20BxxPR2 Series: WxHxD:105 x 90 x 55.4 (mm)



LI20-20BxxPU, LI60-20BxxPU

- Input voltage range: 85-264VAC/120-370VDC
- Accepts AC or DC input (dual-use of same terminal)
- Operating temperature range: -30°C to +70°C (LI20-20BxxPU)
-25°C to +70°C (LI60-20BxxPU)
- High efficiency up to 88%
- Isolation voltage up to 4000VAC
- DC OK function
- Operating altitude up to 5000m
- Output short circuit, over-current, over-voltage protections
- Safety according to UL/EN/IEC/BS EN62368, UL61010, UL508 standards
- DIN rail TS35X7.5/ TS35X15 mountable

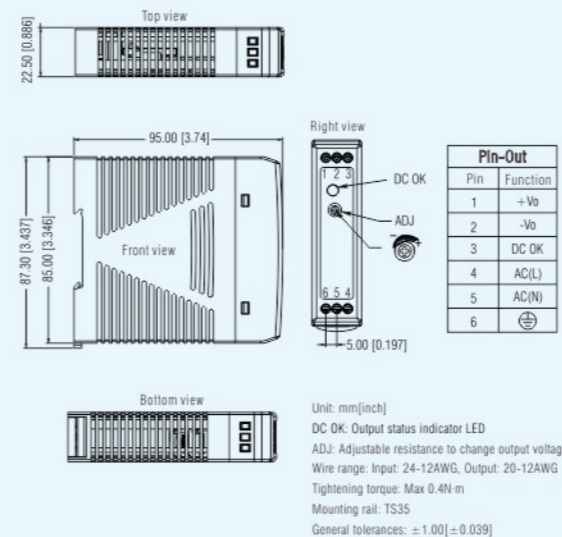


Selection Guide

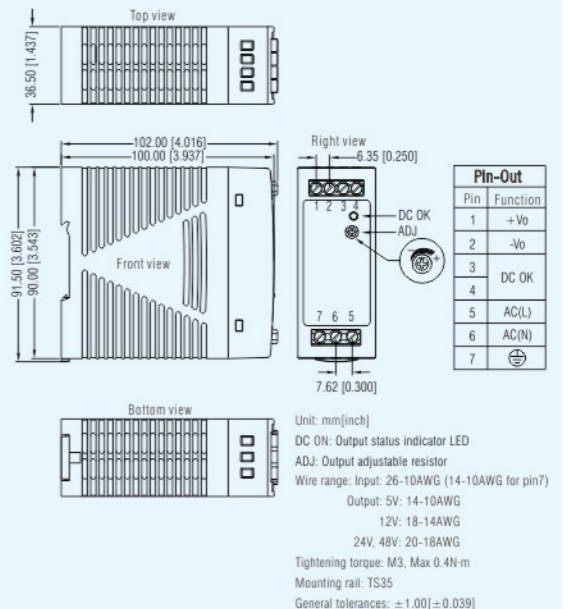
Power Range	Part No.	Power	Input Voltage	Output Voltage/Current	Efficiency (%) (typ.)	Markings	Datasheet
20W	LI20-20B05PU	15W	85-264VAC/ 120-370VDC	5V/3A	80	—	
	LI20-20B12PU	20W		12V/1.67A	83		
	LI20-20B15PU	20W		15V/1.34A	83		
	LI20-20B24PU	24W		24V/1A	86		
60W	LI60-20B05PU	50W	85-264VAC/ 120-370VDC	5V/10A	83	—	
	LI60-20B12PU	60W		12V/5A	87		
	LI60-20B24PU	60W		24V/2.5A	88		
	LI60-20B48PU	60W		48V/1.25A	88		

Package Dimension

1 LI20-20BxxPU Series: WxHxD:22.5 x 85 x 95(mm)



2 LI60-20BxxPU Series: WxHxD:36.5 x 90 x 100(mm)





75-120W



- ▶ Accepts AC or DC input (dual-use of same terminal)
- ▶ High efficiency up to 91%
- ▶ Low ripple & noise
- ▶ Output short circuit, over-current, over-voltage, over-temperature protections
- ▶ Ultra slim design: suitable for small chassis and narrow space installation
- ▶ LED indicator for power on
- ▶ Safety according to IEC61000-3-2 harmonic requirements, suitable for lighting circuits

Specification (For more information, pls visit <https://www.mornsun-power.com>)

Series	LI75-23BxxR3	LI75-20BxxR2S	LI120-20BxxR2S	LI120-23BxxR3
Input Voltage	85-305VAC/120-430VDC	90-264VAC/120-370VDC	90-264VAC/127-370VDC	85-305VAC/120-430VDC
Output Voltage	12V, 24V, 48V			24V, 48V
Inrush Current (@230VAC)	Cold start, 50A	Cold start, 45A	Cold start, 55A	Cold start, 65A
Over-current Protection	Range	110% - 150% I _o		≥105% I _o
	Type	Self-recovery	Constant current limit mode, self-recovery after removal of abnormal load conditions	
Short Circuit Protection	Constant current limit, continuous, self-recovery			
Isolation Voltage (Electric strength test for 1min, leakage current <10mA)	Input-Output: 4kVAC, Input-PE: 2kVAC, Output-PE: 0.5kVAC			
Operating Temperature	-40°C to +85°C	-30°C to +70°C	-20°C to +60°C	-40°C to +85°C
EMC	EMI	CISPR32/EN55032 Class B, IEC/EN61000-3-2 Class A		CISPR32/EN55032 Class B, IEC/EN61000-3-2 Class A
	EMS	IEC/EN61000-4-2 Contact ±6KV IEC/EN61000-4-3 10V/m IEC/EN61000-4-4 ±2KV IEC/EN61000-4-6 10Vr.m.s IEC/EN61000-4-8 30A/m	IEC/EN61000-4-2 Contact ±6KV IEC/EN61000-4-3 10V/m IEC/EN61000-4-4 ±2KV IEC/EN61000-4-6 10Vr.m.s	IEC/EN61000-4-2 Contact ±6KV IEC/EN61000-4-3 10V/m IEC/EN61000-4-4 ±4KV IEC/EN61000-4-6 10Vr.m.s
Safety Standard	UL61010, IEC/EN/UL/BS EN62368, EN60335, IEC/EN61558, GB4943	UL62368, IS13252(Part1), EN62368, BS EN 62368, UL61010	UL61010, UL61010-2-201, IS13252(Part1) & EN62368, BS EN 62368, UL508	UL61010, IEC/EN/UL/BS EN62368, EN60335, EN61558, GB4943
Dimension (WxHxD)(mm)	32 x 110 x 87.5	32 x 125 x 87.5	36 x 125 x 100	32 x 125 x 87.5
Packaging	26pcs/10.59kg	28pcs/10.64kg	18pcs/9.05kg	18pcs/10.2kg

LI75-23BxxR3, LI75-20BxxR2S

- Input voltage range: 85-305VAC/120-430VDC (LI75-23BxxR3)
90-264VAC/120-370VDC (LI75-20BxxR2S)
- Accepts AC or DC input (dual-use of same terminal)
- Operating temperature range: -40°C to +85°C (LI75-23BxxR3)
-30°C to +70°C (LI75-20BxxR2S)
- Isolation voltage up to 4000VAC
- Low ripple & noise
- Output short circuit, over-current, over-voltage, over-temperature protections
- DIN rail TS-35/7.5 or 15 mountable
- Ultra slim design: suitable for small chassis and narrow space installation
- Safety according to UL/EN/BS EN62368, EN60335, EN61558, UL61010, GB4943 standards



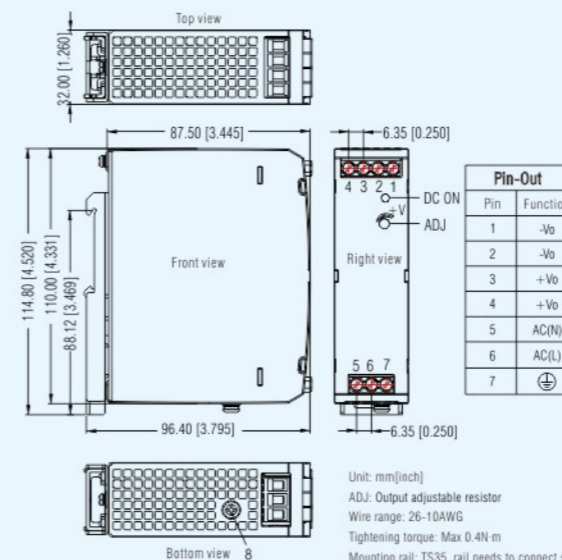
Selection Guide

Power Range	Part No.	Power	Input Voltage	Output Voltage/Current	Efficiency (%) (typ.)	Markings	Datasheet
75W	LI75-23B12R3	75.6W	85-305VAC/ 120-430VDC	12V/6.3A	88	UL LISTED CE UKCA	
	LI75-23B24R3	76.8W		24V/3.2A	90		
	LI75-23B48R3	76.8W		48V/1.6A	91		
75W	LI75-20B12R2S	75.6W	90-264VAC/ 120-370VDC	12V/6.3A	86	UL LISTED CE UKCA	
	LI75-20B24R2S	76.8W		24V/3.2A	89		
	LI75-20B48R2S	76.8W		48V/1.6A	90		

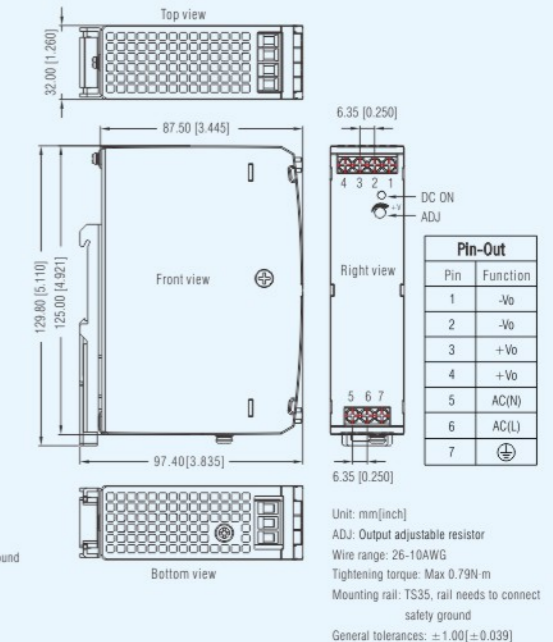
Note: Use suffix "Q" for conformal coating (only for LI75-23BxxR3).

Package Dimension

1 LI75-23BxxR3 Series: WxHxD:32 x 110 x 87.5(mm)



2 LI75-20BxxR2S Series: WxHxD:32 x 125 x 87.5(mm)



LI120-23BxxR3, LI120-20BxxR2S

- Input voltage range: 85-305VAC/120-430VDC (LI120-23BxxR3)
90-264VAC/120-370VDC (LI120-20BxxR2S)
- Accepts AC or DC input (dual-use of same terminal)
- Operating temperature range: -40°C to +85°C (LI120-23BxxR3)
-30°C to +70°C (LI120-20BxxR2S)
- Isolation voltage up to 4000VAC
- Low ripple & noise
- Output short circuit, over-current, over-voltage, over-temperature protections
- DIN rail TS-35/7.5 or 15 mountable
- Ultra slim design: suitable for small chassis and narrow space installation
- Safety according to EN/BS EN62368, UL61010 standards



120-960W



- Accepts AC or DC input (dual-use of same terminal)
- High efficiency up to 94%
- Low ripple & noise
- Active PFC function
- LED indicator for power on (LIF series)
- Output short circuit, over-current, over-voltage, over-temperature protections
- Ultra slim design: suitable for small chassis and narrow space installation
- DC OK function
- 150% peak load output for 3 seconds
- Note: Use suffix "EX" for ATEX, IECEx certified

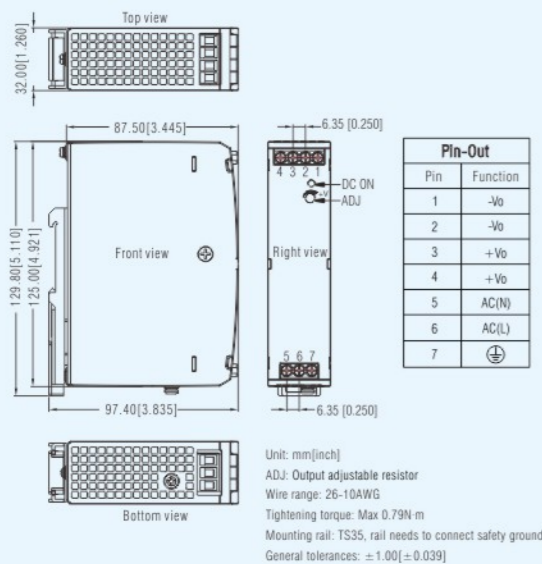
Selection Guide

Power Range	Part No.	Power	Input Voltage	Output Voltage/Current	Efficiency (%) (typ.)	Markings	Datasheet
120W	LI120-23B24R3	120W	85-305VAC/ 120-430VDC	24V/5A	90	CE UKCA	
	LI120-23B48R3	120W		48V/2.5A	91.5		
120W	LI120-20B12R2S	120W	90-264VAC/ 127-370VDC	12V/10A	85	UL LISTED CE UKCA	
	LI120-20B24R2S	120W		24V/5A	88		
	LI120-20B48R2S	120W		48V/2.5A	89		

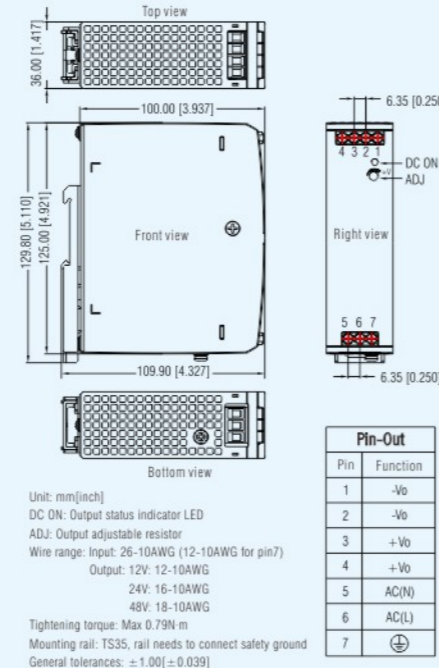
Note: Use suffix "Q" for conformal coating (only for LI120-23BxxR3), suffix "QQ" for both-side conformal coating (only for LI120-23BxxR2S).

Package Dimension

1 LI120-23BxxR3 Series: WxHxD: 32 x 125 x 87.5 (mm)



2 LI120-20BxxR2S Series: WxHxD: 36 x 125 x 100 (mm)



Specification (For more information, pls visit <https://www.mornsun-power.com>)

Series	LIF120-10BxxR2S-EX	LIF120-10BxxR2	LIF240-10BxxR2	LIF240-10BxxR2S	LIF480-10BxxR2	LIF960-22Bxx
Input Voltage	85-264VAC/120-370VDC					180-264VAC/ 254-370VDC
Output Voltage	12V, 24V, 48V	12V, 24V, 48V, 55V		12V, 24V, 48V	24V, 48V	
Inrush Current (@230VAC)	Cold start, 20A	Cold start, 30A		Cold start, 30A	Cold start, 35A	Cold start, 50A
Over-current Protection	Range	105%-200% Io		110%-200% Io		150% Io
	Type	Self-recovery				
Short Circuit Protection	Hiccup mode, constant current limits 1s, turnoff 10s, continuous, self-recovery (LIF960-22Bxx: Hiccup mode, constant current limits for 3s, turnoff 17s, continuous, self-recovery)					
Isolation Voltage <small>(Electric strength test for 1min, leakage current <10mA)</small>	Input-Output: 3kVAC Input-PE: 1.5kVAC Output-PE: 0.5kVAC		Input-Output: 3kVAC, Input-PE: 2kVAC, Output-PE: 0.5kVAC		Input-Output: 4kVAC Input-PE: 2kVAC Output-PE: 0.5kVAC	
Operating Temperature	-40°C to +85°C		-40°C to +70°C		-40°C to +85°C	
EMC	EMI	CISPR32/EN55032 Class B, IEC/EN61000-3-2 Class A and Class D				
	EMS	IEC/EN 61000-4-2 Contact ±6KV, IEC/EN 61000-4-3 10V/m, IEC/EN61000-4-6 10 Vr.m.s, IEC/EN61000-4-8 30A/m (LIF960-22Bxx), IEC/EN61558-4-4,5,11				
Safety Standard	IEC/EN/UL62368, IEC/EN60079, UL61010	IEC/EN/UL/BS EN62368, UL61010	IEC/EN/UL/BS EN62368, UL61010, IS13252 (Part1)	IEC/UL/BS EN62368, UL61010, UL508, EN61558, IS13252 (Part1)	IEC/UL/BS EN62368, UL61010, EN61558, IS13252 (Part1)	IEC/EN/UL/BS EN62368, UL61010, UL508, GB4943
Dimension (WxHxD)(mm)	32 x 124 x 110	32 x 124 x 110	41 x 124 x 110	54 x 124 x 110	48 x 125 x 131.5	110 x 124 x 127
Packaging	18pcs/10.67kg	18pcs/10.49kg	18pcs/13.5kg	12pcs/8.39kg	12pcs/13.12kg	4pcs/6.72kg

LIF120-10BxxR2S-EX, LIF120-10BxxR2

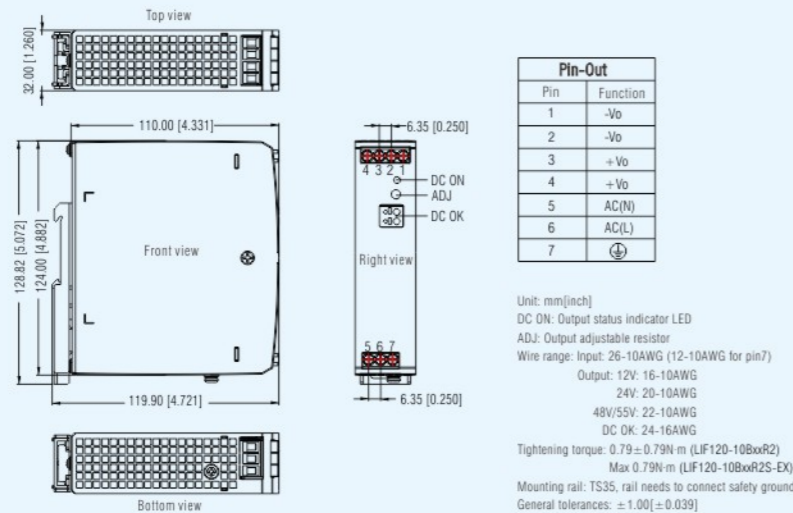
- Input voltage range: 85-264VAC/120-370VDC
- Accepts AC or DC input (dual-use of same terminal)
- Operating temperature range: -40°C to +85°C (LIF120-10BxxR2S-EX)
-40°C to +70°C (LIF120-10BxxR2)
- Isolation voltage up to 3000VAC
- Low ripple & noise
- Output short circuit, over-current, over-voltage, over-temperature protections
- DIN rail TS-35/7.5 or 15 mountable
- Ultra slim design: suitable for small chassis and narrow space installation
- Safety according to EN/BS EN62368, UL61010 standards



Selection Guide							
Power Range	Part No.	Power	Input Voltage	Output Voltage/Current	Efficiency (%) (typ.)	Markings	Datasheet
120W	LIF120-10B12R2S-EX	120W	85-264VAC/ 120-370VDC	12V/10A	92		
	LIF120-10B24R2S-EX	120W		24V/5A	93		
	LIF120-10B48R2S-EX	120W		48V/2.5A	93.5		
120W	LIF120-10B12R2	120W	85-264VAC/ 120-370VDC	12V/10A	93.5		
	LIF120-10B24R2	120W		24V/5A	94		
	LIF120-10B48R2	120W		48V/2.5A	94		
	LIF120-10B55R2	121W		55V/2.2A	94		

Package Dimension

LIF120-10BxxR2/LIF120-10BxxR2S-EX Series: WxHxD:32 x 124 x 110(mm)



LIF240-10BxxR2, LIF240-10BxxR2S

- Input voltage range: 85-264VAC/120-370VDC
- Accepts AC or DC input (dual-use of same terminal)
- Operating temperature range: -40°C to +70°C
- Isolation voltage up to 3000VAC
- High efficiency, high reliability
- Active PFC function
- 150% peak load output for 3 seconds
- LED indicator for power on
- Output short circuit, over-current, over-voltage, over-temperature protections
- Safety according to IEC/EN/UL62368, UL61010, UL508 standards

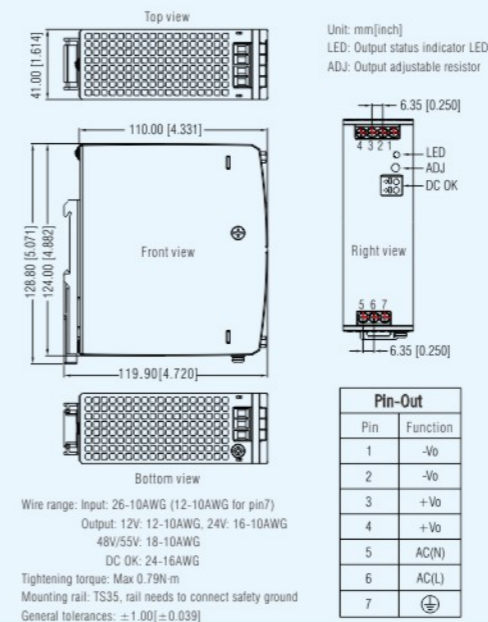


Selection Guide							
Power Range	Part No.	Power	Input Voltage	Output Voltage/Current	Efficiency (%) (typ.)	Markings	Datasheet
240W	LIF240-10B12R2	192W	85-264VAC/ 120-370VDC	12V/16A	92		
	LIF240-10B24R2	240W		24V/10A	94		
	LIF240-10B48R2	240W		48V/5A	94		
	LIF240-10B55R2	242W		55V/4.4A	94		
240W	LIF240-10B12R2S	192W	85-264VAC/ 120-370VDC	12V/16A	93		
	LIF240-10B24R2S	240W		24V/10A	94		
	LIF240-10B48R2S	240W		48V/5A	94		

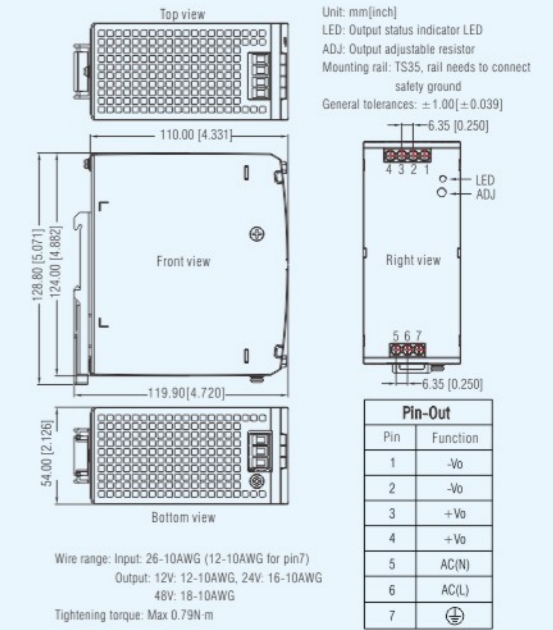
Note: Use suffix "QQ" for both-side conformal coating.

Package Dimension

1 LIF240-10BxxR2 Series: WxHxD:41 x 124 x 110(mm)



2 LIF240-10BxxR2S Series: WxHxD:54 x 124 x 110(mm)



LIF480-10BxxR2, LIF960-22Bxx

- Input voltage range: 85-264VAC/120-370VDC (LIF480-10BxxR2)
180-264VAC/254-370VDC (LIF960-22Bxx)
- Accepts AC or DC input (dual-use of same terminal)
- Operating temperature range: -40°C to +70°C (LIF480-10BxxR2)
-40°C to +85°C (LIF960-22Bxx)
- High efficiency up to 95%
- DC OK function
- Active PFC function
- Operating altitude up to 5000m (LIF960-22Bxx)
- Output short circuit, over-current, over-voltage, over-temperature protections
- Safety according to IEC/EN/UL62368, UL61010, UL508 standards



120-240W



- Wide input voltage range
- Input voltage range: 180-600VAC/254-848VDC (LI120-26Bxx)
180-550VAC/254-780VDC (LIF240-26Bxx)
- DIN rail TS-35/7.5 or 15 mountable
- Output short circuit, over-current, over-voltage, over-temperature protections
- 150% peak load output
- DC OK function
- OVC III
- Isolation voltage up to 4000VAC



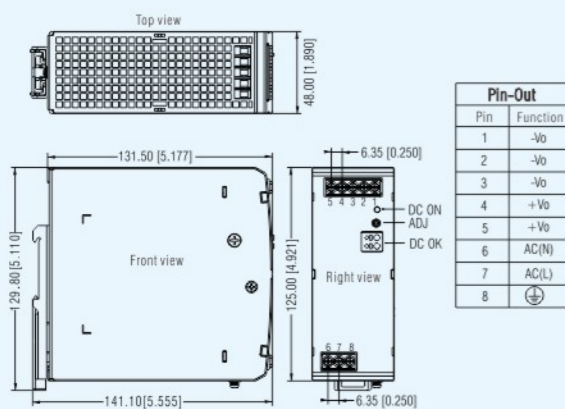
Selection Guide

Power Range	Part No.	Power	Input Voltage	Output Voltage/Current	Efficiency (%) (typ.)	Markings	Datasheet
480W	LIF480-10B24R2	480W	85-264VAC/ 120-370VDC	24V/20A	94.5		
	LIF480-10B48R2	480W		48V/10A	94.5		
960W	LIF960-22B24	960W	180-264VAC/ 254-370VDC	24V/40A	95	-	
	LIF960-22B48	960W		48V/20A	95		

Note: Use suffix "QQ" for both-side conformal coating (only for LIF480-10BxxR2).

Package Dimension

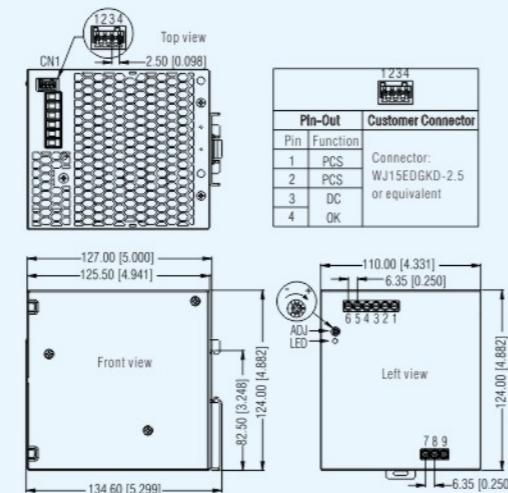
1 LIF480-10BxxR2 Series: WxHxD: 48 x 125 x 131.5 (mm)



Pin	Function
1	-Vo
2	-Vo
3	-Vo
4	+Vo
5	+Vo
6	AC(N)
7	AC(L)
8	⊕

Unit: mm[inch]
DC ON: Output status indicator LED
ADJ: Output adjustable resistor
Wire range: Input: 20-10AWG
Output: 24V: 14-10AWG, 48V: 18-10AWG
DC OK: 24-16AWG
Tightening torque: Max 0.79N·m
Mounting rail: TS35, rail needs to connect safety ground
General tolerances: ±1.00[±0.039]

2 LIF960-22Bxx Series: WxHxD: 110 x 124 x 127 (mm)



Pin	Function	Customer Connector
1	PCS	Connector: WJ15EDGKD-2.5 or equivalent
2	PCS	
3	DC	
4	OK	

Unit: mm[inch]
ADJ: Output adjustable resistor
Wire range: Input: 16-10AWG
Output: 24V: 10AWG, 48V: 12-10AWG
DC OK: 24-16AWG
Tightening torque: Max 0.5N·m
Mounting rail: TS35, rail needs to connect safety ground
General tolerances: ±1.00[±0.039]

Pin	Function
1	-Vo
2	-Vo
3	-Vo
4	+Vo
5	+Vo
6	+Vo
7	⊕
8	AC(N)
9	AC(L)

Specification (For more information, pls visit <https://www.mornsun-power.com>)

Series	LI120-26Bxx	LIF240-26Bxx
Input Voltage	180-600VAC/254-848VDC	180-550VAC/254-780VDC
Output Voltage	12V, 24V, 48V	24V, 48V
Inrush Current (@400VAC)	Cold start, 50A	Cold start, 110A (Max.)
Over-current Protection	Range	150% Io
	Type	Constant current limit, self-recovery
Short Circuit Protection	Hiccup mode, constant current limit, self-recovery after removal of abnormal load conditions	
Isolation Voltage (Electric strength test for 1 min, leakage current <10mA)	Input-Output: 4kVAC, Input-PE: 2kVAC, Output-PE: 0.5kVAC, Output-DC OK: 0.5kVAC	
Operating Temperature	-25°C to +70°C	-40°C to +70°C
EMC	EMI	CISPR32 EN55032 Class B, IEC/EN61000-3-2 Class A, IEC/EN61000-3-3
	EMS	IEC/EN61000-4-2 Contact ±8KV, IEC/EN61000-4-3 10V/m, IEC/EN61000-4-4 ±2KV, IEC/EN61000-4-6 10Vr.m.s, IEC/EN61000-4-5/11, EN61000-6-2 Class A
Safety Standard	EN/IEC62368, IEC60664, UL508, UL61010	
Dimension (WxHxD)(mm)	41 x 124 x 110	54 x 124 x 110
Packaging	18pcs/11.7kg	12pcs/10.67kg

LI120-26Bxx, LIF240-26Bxx

- Input voltage range: 180-600VAC/254-848VDC (LI120-26Bxx)
180-550VAC/254-780VDC (LIF240-26Bxx)
- Operating temperature range: -25°C to +70°C (LI120-26Bxx)
-40°C to +70°C (LIF240-26Bxx)
- Both single-phase and 2-phase are available
- Isolation voltage up to 4000VAC
- Low ripple & noise, high efficiency
- DC OK function
- 150% peak load for 3 seconds (LI120-26Bxx)
- Active PFC (LIF240-26Bxx)
- Output short circuit, over-current, over-voltage, over-temperature protections
- OVC III, operating altitude up to 2000m
- Safety according to IEC/EN/BS EN62368 standards



240-480W



- ▶ 3-phase input (2-phase or 3-phase is available)
- ▶ 3-phase input voltage range: 3 × 320-600VAC/450-850VDC
3 × 320-550VAC/450-800VDC
- ▶ DIN rail TS-35/7.5 or 15 mountable
- ▶ DC OK function
- ▶ 130%, 150% peak load
- ▶ OVC III (design to meet EN62477/2000m)
- ▶ Isolation voltage up to 4000VAC
- ▶ Output short circuit, over-current, over-voltage, over-temperature protections

Selection Guide

Power Range	Part No.	Power	Input Voltage	Output Voltage/Current	Efficiency (%) (typ.)	Markings	Datasheet
120W	LI120-26B12	120W	180-600VAC/ 254-848VDC	12V/10.0A	90		
	LI120-26B24	120W		24V/5.0A	91		
	LI120-26B48	120W		48V/2.5A	92		
240W	LIF240-26B24	240W	180-550VAC/ 254-780VDC	24V/10A	91		
	LIF240-26B48	240W		48V/5A	91		

Package Dimension

① LI120-26Bxx Series: WxHxD: 41 x 124 x 110(mm)

Unit: mm[inch]
 DC ON: Output status indicator LED
 ADJ: Output adjustable resistor
 Wire range: Input: 26-10AWG
 Output: 12V: 16-10AWG
 24V: 20-10AWG
 48V: 22-10AWG
 DC OK: 24-16AWG
 Tightening torque: Max 0.5N·m
 Mounting rail: TS35, rail needs to connect safety ground
 General tolerances: ±1.00[±0.039]

② LIF240-26Bxx Series: WxHxD: 54 x 124 x 110(mm)

Unit: mm[inch]
 DC ON: Output status indicator LED
 ADJ: Output adjustable resistor
 Wire range: Input: 24-10 AWG (12-10AWG for pin9)
 Output: 24V: 16-10AWG, 48V: 18-10AWG
 DC OK: 24-16AWG
 Input tightening torque: Max 1.0 N·m
 Output tightening torque: Max 0.5 N·m
 Mounting rail: TS35, rail needs to connect safety ground
 General tolerances: ±1.00[±0.039]
 9, 10 any position must be connected to PE (⊕)

Specification (For more information, pls visit <https://www.mornsun-power.com>)

Series	LIT240-26Bxx	LITF480-26BxxS
Input Voltage	3x320-600VAC/450-850VDC	3x320-550VAC/450-800VDC
Output Voltage	24V, 48V	
Inrush Current (@400VAC)	Cold start, 50A	
Over-current Protection	Range	≥ 130% I _o
	Type	Constant current limit mode. Hiccup mode after constant current limit for 3s (typ.), continuous, self-recovery
Short Circuit Protection	Constant current limit mode. Hiccup mode after constant current limit for 3s (typ.), continuous, self-recovery	Continuous, self-recovery
Isolation Voltage (Electric strength test for 1min, leakage current <10mA)	Input-Output: 4kVAC, Input-PE: 2.5kVAC Output-PE: 0.5kVAC, Output-DC OK: 0.5kVAC	Input-Output: 4kVAC, Input-PE: 2kVAC Output-PE: 0.5kVAC, Output-DC OK: 0.5kVAC
Operating Temperature	-30°C to +70°C, full load@60°C	-40°C to +70°C, full load@50°C
EMC	EMI	CISPR32 EN55032 Class B, IEC/EN6100-3-2 Class A, IEC/EN6100-3-3
	EMS	IEC/EN61000-4-2 Contact ±8KV, IEC/EN61000-4-3 10V/m, IEC/EN61000-4-4 ±2KV, IEC/EN61000-4-6 10Vr.m.s, IEC/EN61000-4-8 30A/m, IEC/EN61000-4-5/11
Safety Standard	UL/EN/IEC/BS EN62368, UL61010 & EN61558, EN62477	En62368, BS EN62368, UL61010, UL508 & UL/IEC62368, EN62477, IEC60664
Dimension (WxHxD)(mm)	54 x 124 x 110	80 x 124 x 127
Packaging	12pcs/10.19kg	8pcs/8.64kg

LIT240-26Bxx, LITF480-26BxxS

- Input voltage range: 3 × 320-600VAC/450-850VDC (LIT240-26Bxx)
3 × 320-550VAC/450-800VDC (LITF480-26BxxS)
- 3-phase input (2-phase or 3-phase is available)
- Operating temperature range: -30°C to +70°C (full load@60°C) (LIT240-26Bxx)
-40°C to +70°C (full load@50°C) (LITF480-26BxxS)
- Isolation voltage up to 4000VAC
- DC OK function
- Active PFC, PF ≤ 0.95 (LITF480-26BxxS)
- Output short circuit, over-current, over-voltage, over-temperature, constant current limit protections
- Operating altitude up to 5000m
- OVC III
- Safety according to UL/IEC62368, UL61010 standards



120-480W



- Input voltage range: 85-277VAC/120-390VDC
- Operating temperature range: -40°C to +85°C, full load at 60°C
- Efficiency up to 95.5%, PF>0.98
- DC OK function
- Double-sided conformal coating, salt-spray proof, explosion-proof
- Operating altitude up to 5000m
- Output short circuit, over-current, over-voltage, over-temperature protections
- ATEX, IECEx increased safety type explosion-proof certification approved
- Meets ANSI/SA71.04-2013 G3 anticorrosion test
- 5 years warranty

Selection Guide

Power Range	Part No.	Power	Input Voltage	Output Voltage/Current	Efficiency (%) (typ.)	Markings	Datasheet
240W	LIT240-26B24	240W	3x320-600VAC/ 450-850VDC	24V/10A	92	UL CE UKCA	
	LIT240-26B48	240W		48V/5A	92		
480W	LITF480-26B24S	480W	3x320-550VAC/ 450-800VDC	24V/20A	94	CE UKCA	
	LITF480-26B48S	480W		48V/10A	95		

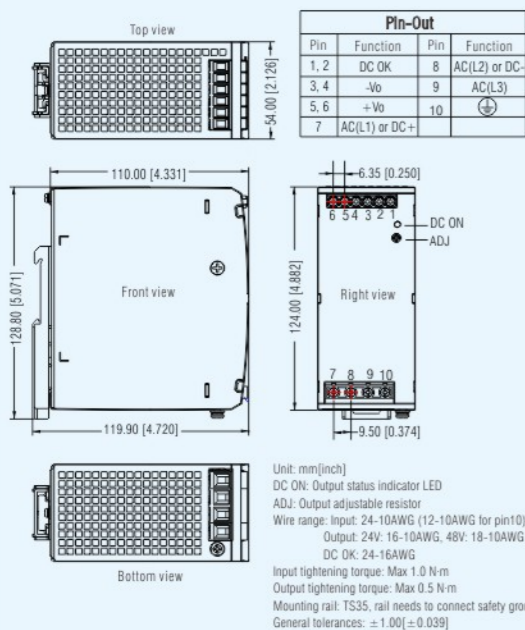
Note: Use suffix "QQ" for both-side conformal coating (only for LIT240-26Bxx).

Specification (For more information, pls visit <https://www.mornsun-power.com>)

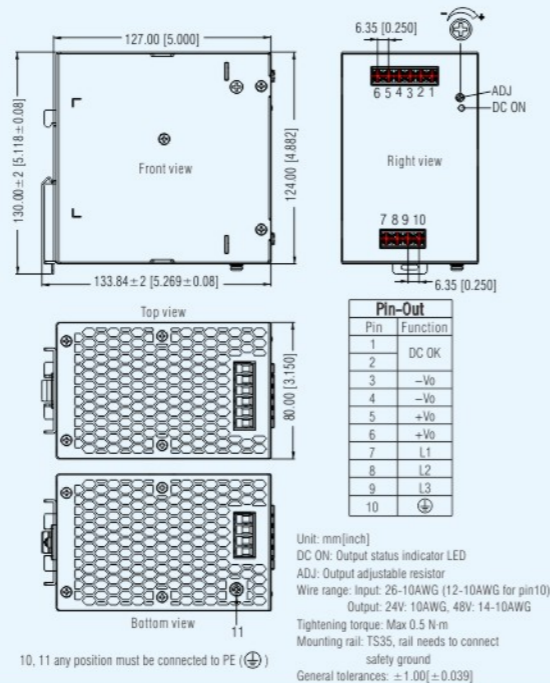
Series	LIMF120-23Bxx	LIMF240-23Bxx	LIMF480-23Bxx
Input Voltage	85-277VAC/120-390VDC		
Output Voltage	12V, 24V, 48V		24V, 48V
Inrush Current (@230VAC)	Cold start, 30A	Cold start, 26A	Cold start, 35A(Max.)
Over-current Protection	Range	110%-150% I _o	
	Type	Hiccup mode, self-recovery	
Short Circuit Protection	Constant current limit hiccup, continuous, self-recovery		Constant current operation continuously
Isolation Voltage (Electric strength test for 1min, leakage current <10mA)	Input-Output: 4kVAC, Input-PE: 2.5kVAC, Output-PE: 0.5kVAC, Output-DC OK: 0.5kVAC		Input-Output: 4kVAC, Input-PE: 2.5kVAC, Output-PE: 1.5kVAC
Operating Temperature	-40°C to +85°C		
EMC	EMI	CISPR32 EN55032 Class A and Class B, IEC/EN61000-3-2 Class A and Class D, EN61000-3-3	
	EMS	IEC/EN61000-4-2 Contact ±8KV, IEC/EN61000-4-3 20V/m, IEC/EN61000-4-4 ±4KV/±2KV, IEC/EN61000-4-6 0.15 - 80MHz 20Vr.m.s, IEC/EN61000-4-8 30A/m, IEC/EN61000-4-5/11, IEC61000-4-13 Class 3	
Safety Standard	IEC/EN/UL/BS EN62368, UL61010, UL508, IEC60079, EN60335, EN62477 ANSI/ISA71.04-2013	IEC/EN/UL/BS EN62368, UL61010, UL508, IEC60079 ANSI/ISA71.04-2013	IEC/EN/UL/BS EN 62368, UL61010, UL508, IEC60079 ANSI/ISA71.04-2013
Dimension (WxHxD)(mm)	34 x 124 x 124	48 x 124 x 124	55 x 124 x 127
Packaging	12pcs/8.98kg	8pcs/8.9kg	8pcs/9.91kg

Package Dimension

1 LIT240-26Bxx Series: WxHxD: 54 x 124 x 110 (mm)



2 LITF480-26BxxS Series: WxHxD: 80 x 124 x 127 (mm)



LIMF120-23Bxx, LIMF240-23Bxx

- Input voltage range: 85-277VAC/120-390VDC
- Operating temperature range: -40°C to +85°C, full load at 60°C
- 150% peak load
- Active PFC, PF>0.98
- DC OK function
- Double-sided conformal coating, salt-spray proof, explosion-proof
- Operating altitude up to 5000m
- Output short circuit, over-current, over-voltage, over-temperature protections
- ATEX, IECEx increased safety type explosion-proof certification approved
- Meets ANSI/SA71.04-2013 G3 anticorrosion test
- Safety according to IEC/EN/UL/BS EN62368, UL61010, UL508 standards



LIMF480-23Bxx

- Input voltage range: 85-277VAC/120-390VDC
- Operating temperature range: -40°C to +85°C, full load at 60°C
- Efficiency up to 95%
- Active PFC, PF>0.97
- DC OK function
- Double-sided conformal coating, salt-spray proof, explosion-proof
- Operating altitude up to 5000m
- Output short circuit, over-current, over-voltage, over-temperature protections
- ATEX, IECEx increased safety type explosion-proof certification approved
- Meets ANSI/SA71.04-2013 G3 anticorrosion test
- Safety according to IEC/EN/UL/BS EN62368, UL61010, UL508 standards
- 5 years warranty



Selection Guide

Power Range	Part No.	Power	Input Voltage	Output Voltage/Current	Efficiency (%) (typ.)	Markings	Datasheet
120W	LIMF120-23B12	120W	85-277VAC/ 120-390VDC	12V/10A	93		
	LIMF120-23B24	120W		24V/5A	94		
	LIMF120-23B48	120W		48V/2.5A	94.5		
240W	LIMF240-23B12	192W	85-277VAC/ 120-390VDC	12V/16A	94		
	LIMF240-23B24	240W		24V/10A	95.5		
	LIMF240-23B48	240W		48V/5A	95.5		

Selection Guide

Power Range	Part No.	Power	Input Voltage	Output Voltage/Current	Efficiency (%) (typ.)	Markings	Datasheet
480W	LIMF480-23B24	480W	85-277VAC/ 120-390VDC	24V/20A	95		
	LIMF480-23B48	480W		48V/10A	95.5		

Package Dimension

1 LIMF120-23Bxx Series: WxHxD:34 x 124 x 124(mm)

Unit: mm[inch]
 DC ON: Output status indicator LED
 ADJ: Output adjustable resistor
 Wire range: Input: 24-10AWG (16-10AWG for pin7)
 Output: 12V: 16-10AWG, 24V/48V: 22-10AWG
 DC OK: 24-14AWG
 Tightening torque: Max 0.79N·m
 Mounting rail: TS35, rail needs to connect safety ground
 General tolerances: ±1.00[±0.039]

2 LIMF240-23Bxx Series: WxHxD:48 x 124 x 124(mm)

Unit: mm[inch]
 DC ON: Output status indicator LED
 ADJ: Output adjustable resistor
 Wire range: Input: 26-10AWG (12-10AWG for pin8)
 Output: 12V: 12-10AWG
 24V: 16-10AWG
 48V: 18-10AWG
 DC OK: 24-16AWG
 Tightening torque: Max 0.5N·m
 Mounting rail: TS35, rail needs to connect safety ground
 General tolerances: ±1.00[±0.039]

Package Dimension

LIMF480-23Bxx Series: WxHxD:55 x 124 x 127(mm)

Unit: mm[inch]
 LED: Output status indicator LED
 ADJ: Output adjustable resistor
 Wire range: Input: 16-10AWG (12-10AWG for pin8)
 Output: 24V: 12-10AWG, 48V: 16-10AWG
 DC OK: 24-16AWG
 Tightening torque: Max 0.5N·m
 Mounting rail: TS35
 General tolerances: ±1.00[±0.039]



240-960W

RoHS

- ▶ Input voltage range: 85-277VAC/120-390VDC
- ▶ Operating temperature range: -40°C to +85°C, full load at 60°C
- ▶ Efficiency up to 96%, PF>0.98
- ▶ 6 times rated current for 15ms
- ▶ Provides 5s up to 150% (PN) dynamic power, continuous static power margin of up to 125% (PN)
- ▶ Support 5 + 1 bus high-precision parallel redundancy, current sharing
- ▶ Double-sided conformal coating, salt-spray proof, explosion-proof
- ▶ Operating altitude up to 5000m
- ▶ Smart communication
- ▶ Meets ANSI/SA71.04-2013 G3 anticorrosion test

Specification (For more information, pls visit <https://www.mornsun-power.com>)

Series	LIHF240-23Bxx	LIHF480-23Bxx	LIHF960-23Bxx
Input Voltage	85-277VAC/120-390VDC		
Output Voltage	24V, 48V		
Inrush Current (@230VAC)	Cold start, 15A		
Over-current Protection	Range	125%-200% Io	112.5%-150% Io
	Type	Constant current limit, self-recovery	
Short Circuit Protection	Constant current limit hiccup, continuous, self-recovery		
Isolation Voltage (Electric strength test for 1min, leakage current <10mA)	Input-Output: 4kVAC, Input-PE: 2.5kVAC, Output-PE: 0.5kVAC		
Operating Temperature	-40°C to +85°C		
EMC	EMI	CISPR32 EN55032 CLASS B, IEC/EN6100-3-2 Class A and Class D	
	EMS	IEC/EN61000-4-2 Contact ±8KV, IEC/EN61000-4-3 10V/m, IEC/EN61000-4-4 ±4KV, IEC/EN61000-4-5 ±3KV/±6KV, IEC/EN61000-4-6 10Vr.m.s, IEC/EN61000-4-110%, 70%, IEC/EN61000-4-8 100A/m, continuous, 1KA/m 1s	
Safety Standard	IEC/EN/UL/BS EN62368, IEC/EN/UL61010, GB4943, EN61558, EN62477, IEC60079, GB3836, NB/T31017, ANSI/ISA 71.04-2013		
Dimension (WxHxD)(mm)	50 x 130 x 125	70 x 130 x 125	125 x 130 x 133
Packaging	8cps/9.54kg	8pcs/12.5kg	4pcs/10kg

LIHF240-23Bxx, LIHF480-23Bxx

- Input voltage range: 85-277VAC/120-390VDC
- Operating temperature range: -40°C to +85°C, full load at 60°C
- Transient Peak Current Function: 6 times rated current for 15ms
- Provides 5s up to 150% (PN) dynamic power, continuous static power margin of up to 125% (PN)
- Support 5 + 1 bus high-precision parallel redundancy, current sharing
- DC OK function, 485 communication, remote ON/OFF function
- Output short circuit, over-current, over-voltage, over-temperature, input under voltage protections
- Active PFC(PF>0.98), double-sided conformal coating, salt-spray proof, explosion-proof
- Operating altitude up to 5000m
- ATEX, IECEx increased safety type explosion-proof certification approved
- Meets ANSI/SA71.04-2013 G3 anticorrosion test
- Safety according to IEC/EN/UL/BS EN62368, IEC/EN/UL61010, EN61558, EN62477, GB4943, IEC60079, GB3836, NB/T31017 standards
- 5 years warranty

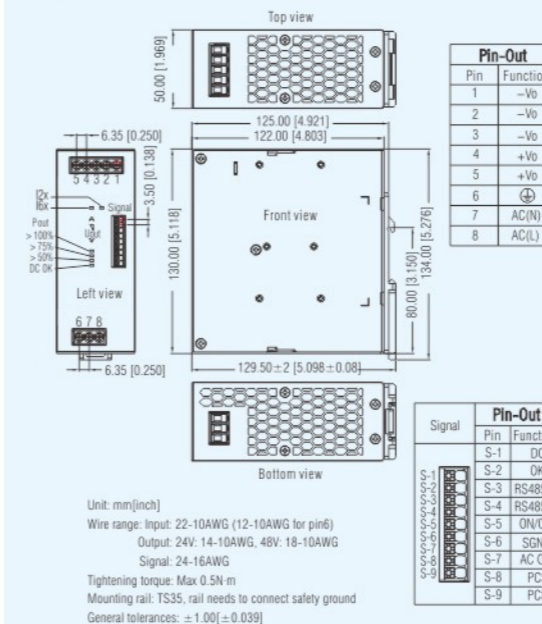


Selection Guide

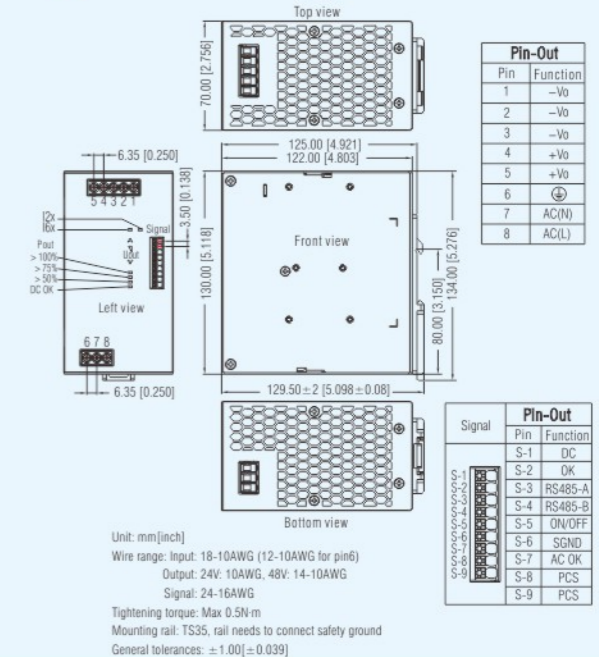
Power Range	Part No.	Power	Input Voltage	Output Voltage/Current	Efficiency (%) (typ.)	Markings	Datasheet
240W	LIHF240-23B24	240W	85-277VAC/120-390VDC	24V/10A	94.5	—	
	LIHF240-23B48	240W		48V/5A	95		
480W	LIHF480-23B24	480W	85-277VAC/120-390VDC	24V/20A	94.5	—	
	LIHF480-23B48	480W		48V/10A	95		

Package Dimension

1 LIHF240-23Bxx Series: WxHxD:50 x 130 x 125(mm)



2 LIHF480-23Bxx Series: WxHxD:70 x 130 x 125(mm)



LIHF960-23Bxx

- Input voltage range: 85-277VAC/120-390VDC
- Operating temperature range: -40°C to +85°C, full load at 60°C
- 6 times rated current for 15ms
- Provides 5s up to 150% (PN) dynamic power, continuous static power margin of up to 112% (PN)
- Support 5 + 1 bus high-precision parallel redundancy, current sharing
- DC OK function, 485 communication, remote ON/OFF function
- Output short circuit, over-current, over-voltage, over-temperature, input under voltage protections
- Active PFC(PF>0.98), double-sided conformal coating, salt-spray proof, explosion-proof
- Operating altitude up to 5000m
- ATEX, IECEx increased safety type explosion-proof certification approved
- Meets ANSI/SA71.04-2013 G3 anticorrosion test
- Safety according to IEC/EN/UL/BS EN62368, IEC/EN/UL61010, EN61558, EN62477, GB4943, IEC60079, GB3836, NB/T31017 standards
- 5 years warranty



240-960W



- ▶ Operating temperature range: -30°C to +70°C, full load at 60°C
- ▶ Output short circuit, over-current, over-voltage, over-temperature protection
- ▶ 150% peak power
- ▶ DC OK function, RS485 communication, remote ON/OFF function
- ▶ Support parallel and series
- ▶ Operating altitude up to 5000m
- ▶ Meets ANSI/SA71.04-2013 G3 anticorrosion test
- ▶ 3 years warranty



Selection Guide

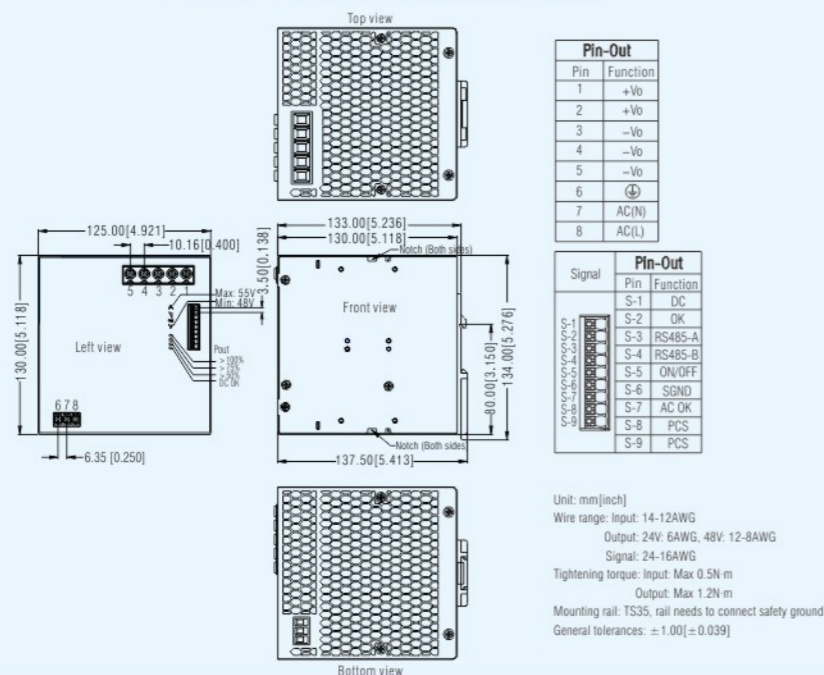
Power Range	Part No.	Power	Input Voltage	Output Voltage/Current	Efficiency (%) (typ.)	Markings	Datasheet
960W	LIHF960-23B24	960W	85-277VAC/ 120-390VDC	24V/40A	95	—	
	LIHF960-23B48	960W		48V/20A	95		

Specification (For more information, pls visit <https://www.mornsun-power.com>)

Series	LITF240-26Bxx	LITF480-26Bxx	LITF960-26Bxx
Input Voltage	3x320-600VAC/ 450-800VDC	3x320-600VAC/450-800VDC	
Output Voltage	24V, 48V	24V, 36V, 48V	24V, 36V, 48V
Inrush Current (@480VAC)	Cold start, 7A	Cold start, 3A	Cold start, 6A
Over-current Protection	Range	≥130% I _o	≥150% I _o
	Type	Constant current limit, self-recovery	
Short Circuit Protection	Continuous, self-recovery		
Isolation Voltage (Electric strength test for 1min, leakage current <10mA)	Input-Output: 4kVAC, Input-PE: 2.5kVAC, Output-PE: 0.5kVAC, Output-DC OK: 0.5kVAC	Input-Output: 4kVAC, Input-PE: 2.5kVAC Output-PE: 0.5kVAC, Output-DC OK: 0.5kVAC	
Operating Temperature	-40°C to +85°C, full load at 60°C	-30°C to +70°C, full load at 60°C	
EMC	EMI	CISPR32/EN55032 Class B, IEC/EN61000-3-2 Class A, IEC/EN61000-3-3 Fulfilled	CISPR32/EN55032 Class B IEC/EN61000-3-2 Class A
	EMS	IEC/EN61000-4-2 Contact ±8KV IEC/EN61000-4-3 20V/m IEC/EN61000-4-4 ±2KV/±4KV IEC/EN61000-4-6 20 Vr.m.s IEC/EN61000-4-8 30A/m IEC/EN61000-4-5/11	IEC/EN61000-4-2 Contact ±8KV IEC/EN61000-4-3 20V/m IEC/EN61000-4-4 ±2KV/±4KV IEC/EN61000-4-6 20 Vr.m.s IEC/EN61000-4-5/11 MS-SOP-DQC-007
Safety Standard	IEC/EN/UL/BS EN62368, UL/EN61010, UL508	IEC/EN/UL/BS EN62368, UL/EN61010, UL508, ANSI/ISA71.04-2013	IEC/EN/UL/BS EN62368, UL/EN61010, UI508, ANSI/ISA71.04-2013
Dimension (WxHxD)(mm)	52 x 124 x 127	80 x 124 x 127	110 x 124 x 127
Packaging	8pcs/6.04kg	8pcs/14.6kg	4pcs/9.1kg

Package Dimension

LIHF960-23Bxx Series: WxHxD:125 x 130 x 133(mm)



LITF240-26Bxx, LITF480-26Bxx

- Input voltage range: 3×320-600VAC/450-800VDC
- Active PFC, PF>0.95
- Operating temperature range: -40°C to +85°C, full load at 60°C (LITF240-26Bxx)
-30°C to +70°C, full load at 60°C (LITF480-26Bxx)
- LED indicator for output status
- 150% peak power for 4.5s (LITF480-26Bxx)/3s (LITF240-26Bxx)
- Output short circuit, over-current, over-voltage, over-temperature protections
- DC OK function, anti-backflow function
- Double-sided conformal coating, salt-spray proof
- Operating altitude up to 5000m
- OVC III (designed to meet EN61010)
- Meets ANSI/SA71.04-2013 G3 anticorrosion test
- Safety according to IEC/UL62368, EN61010, UL508 standards



LITF960-26Bxx

- Input voltage range: 3×320-600VAC/450-800VDC
- Active PFC, PF>0.94
- Operating temperature range: -30°C to +70°C, full load at 60°C
- LED indicator for output status
- 150% peak power for 4s
- Output short circuit, over-current, over-voltage, over-temperature protection
- Support parallel (2+1 current sharing) and series
- Fault alarm function, DC OK function
- Double-sided conformal coating, salt-spray proof
- Operating altitude up to 5000m
- OVC III (designed to meet EN61010)
- RS485 Communication, remote ON/OFF (PS ON)
- Meets ANSI/SA71.04-2013 G3 anticorrosion test
- Safety according to IEC/EN/UL/BS EN62368, EN/UL61010, UL508 standards



Selection Guide

Power Range	Part No.	Power	Input Voltage	Output Voltage/Current	Efficiency (%) (typ.)	Markings	Datasheet
240W	LITF240-26B24	240W	3x320-600VAC/ 450-800VDC	24V/10A	95	—	
	LITF240-26B48	240W		48V/5A	95		
480W	LITF480-26B24	480W	3x320-600VAC/ 450-800VDC	24V/20A	95		
	LITF480-26B36	480W		36V/13.3A	95.3		
	LITF480-26B48	480W		48V/10A	95.6		

Selection Guide

Power Range	Part No.	Power	Input Voltage	Output Voltage/Current	Efficiency (%) (typ.)	Markings	Datasheet
960W	LITF960-26B24	960W	3x320-600VAC/ 450-800VDC	24V/40A	95.3	—	
	LITF960-26B36	960W		36V/26.6A	95.4		
	LITF960-26B48	960W		48V/20A	95.4		

Package Dimension

① LITF240-26Bxx Series: WxHxD:52 x 124 x 127(mm)

Unit: mm[inch]
LED: Output status indicator LED
ADJ: Output adjustable resistor
Wire range: Input: 22-10AWG (16-10AWG for pin8)
Output: 24V: 16-10AWG
48V: 20-10AWG
DC OK: 24-16AWG
Input tightening torque: Max 0.5 N·m
Output tightening torque: Max 0.5 N·m
Mounting rail: TS35, rail needs to connect safety ground
General tolerances: ±1.00[±0.039]

② LITF480-26Bxx Series: WxHxD:80 x 124 x 127(mm)

Unit: mm[inch]
ADJ: Output adjustable resistor
Wire range: Input: 22-10AWG
Output: 24V: 14-10AWG, 36V: 16-10AWG, 48V: 18-10AWG
Signal: 22-16AWG
Input tightening torque: Max 0.5 N·m
Output tightening torque: Max 0.5 N·m
Mounting rail: TS35, rail needs to connect safety ground
General tolerances: ±1.00[±0.039]
10, 11 any position must be connected to PE (⊕)

Package Dimension

LITF960-26Bxx Series: WxHxD:110 x 124 x 127(mm)

Unit: mm[inch]
ADJ: Output adjustable resistor
Wire range: Input: 20-6AWG
Output: 20-6AWG
Input tightening torque: Max 1.2 N·m
Output tightening torque: Max 1.2 N·m
Mounting rail: TS35, rail needs to connect safety ground
General tolerances: ±1.00[±0.039]
9 any position must be connected to PE (⊕)



120-750W



- ▶ Compact size with height lower to 1 inch
- ▶ High efficiency up to 95%
- ▶ Output short circuit, over-current, over-voltage, over-temperature protections
- ▶ Operating altitude up to 5000m
- ▶ LED indicator for power on
- ▶ Safety according to IEC/EN61000, IEC/EN/UL62368, GB4943, EN60335, EAC TP TC 004, EN60601-1 standards

Specification (For more information, pls visit <https://www.mornsun-power.com>)

Series	LOF120-20B LOF120-20B-C	LOF225-20B LOF225-20B-C	LOF350-20B LOF350-20B-C	LOF450-20B LOF450-20B-C LOF450-20B-CF	LOF550-20B LOF550-20B-C LOF550-20B-CF	LOF750-20B	
Input Voltage	85-264VAC/120-370VDC		90-264VAC/127-370VDC				
Standby Power Consumption	0.5W		<1.0W	<0.6W	<0.6W	<0.5W	
Inrush Current (@400VAC)	Cold start, 75A			Cold start, 80A			
Over-current Protection (Hiccup, Self-recovery)	≥130% I _o	≥110% I _o		≥105% I _o			
Short Circuit Protection	Hiccup, continue, self-recovery						
Isolation Voltage (Electric strength test for 1 min., leakage current <10mA)	Input-output: 4kVAC, Input-PE: 1.5kVAC, Output-PE: 1.5kVAC		Input-output: 4kVAC, Input-PE: 2kVAC, Output-PE: 1.5kVAC				
Operating Temperature	-40°C to +85°C		-40°C to +70°C				
EMC	EMI	CISPR32/EN55032 Class B, CISPR32/EN55032 (Category I Class B, category II Class A), IEC/EN61000-3-2 Class A and Class D, IEC/EN61000-3-3	CISPR32/EN55032 Class B, CISPR32/EN55032 (Category I Class B, category II Class A), IEC/EN61000-3-2 Class A and Class D, IEC/EN61000-3-3	CISPR32/EN55032 Class B, CISPR32/EN55032 (Category I Class B, category II Class A), IEC/EN61000-3-2 Class A and Class D, IEC/EN61000-3-3	EN55032(CISPR32)/EN55011(CISPR11) Class B, IEC/EN61000-3-2 Class A and Class D, IEC/EN61000-3-3		CISPR32/EN55032 Class B, IEC/EN61000-3-2 Class A and Class D
	EMS	IEC/EN 61000-4-2 Contact ±8kV, IEC/EN 61000-4-3 10V/m, IEC/EN61000-4-6 10 Vr.m.s, IEC/EN61000-4-4,5,11					
Safety Standard	IEC/EN/UL62368, GB4943, IEC/EN60335, IEC/EN61558, IEC/EN/ES60601, IEC60950		IEC/EN/UL62368, GB4943, IEC/EN60335, IEC/EN61558, IEC/EN/ES60601		IEC/EN/UL62368, EN/ES60601, EN60335, GB4943		
MTBF	MIL-HDBK-217F@25°C > 300,000 h			MIL-HDBK-217F@25°C > 200,000 h			
Dimension (LxWxH)(mm)	3" * 2" * 1.22" inch (76.2 x 50.8 x 31)	4" * 2" * 1" inch (101.6 x 50.8 x 25.4)	5" * 3" * 1" inch (127 x 76.2 x 25.4)	5" * 3" * 1.51" inch (127 x 76.2 x 38.5)	5" * 3" * 1.59" inch (127 x 76.2 x 40.5)	5" * 3" * 1.69" inch (127 x 76.2 x 43)	

LOF120-20Bxx (-C)

- Input voltage range: 85-264VAC/120-370VDC
- High power density, compact size: 3" × 2" × 1.22"
- Operating temperature range: -40°C to +85°C
- Active PFC
- Isolation voltage up to 4000VAC
- Operating altitude up to 5000m
- Extremely low leakage current <0.1 mA, stand-by power consumption 0.5W Typ.
- The base plate with conformal coating, output short circuit, over-current, over-voltage, over-temperature protections
- Medical safety approved, suitable for BF application
- Installing in system of Safety Class I (with PE) or Class II (without PE) is available
- Safety according to IEC/EN/UL62368, GB4943, IEC/EN60335, IEC/EN61558, IEC/EN/ES60601, IEC60950 standards



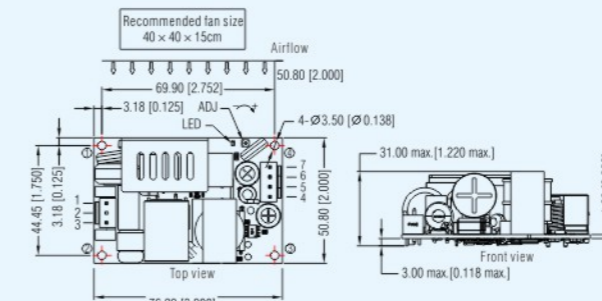
Selection Guide

Power Range	Part No.	Rated Power	Input Voltage	Cooling Method	Output Voltage/Current	Output Voltage Adjustable Range	Efficiency (%) (typ.)	Markings
120W	LOF120-20B12	114W	85-264VAC/ 120-370VDC	Air cooling	12V/9.5A	11.4-12.6V	94	
	LOF120-20B15	114W		Air cooling	15V/7.6A	14.3-15.8V	94	
	LOF120-20B19	119.7W		Air cooling	19V/6.3A	17.3-19.8V	93	
	LOF120-20B24	120W		Air cooling	24V/5A	22.8-25.2V	95	
	LOF120-20B27	119.9W		Air cooling	27V/4.44A	25.6-28.4V	95	
	LOF120-20B36	118.8W		Air cooling	36V/3.3A	35.28-37.8V	94	
	LOF120-20B48	120W		Air cooling	48V/2.5A	45.6-50.4V	94.5	
	LOF120-20B54	120W		Air cooling	54V/2.22A	51.3-55.5V	94	

Note: Use suffix "-C" for Metal enclosure series (LOFix-Bxx-C).

Package Dimension

1 LOF120-20Bxx Series: LxWxH: 76.2 x 50.8 x 31 (mm)

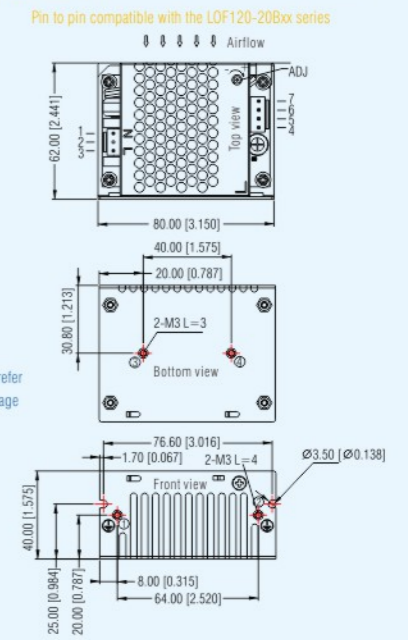


Pin	Function	Product Connector	Customer Connector
1	AC(N)	JST B3P-VH or equivalent	Housing: JST VHR Terminal: JST SVH-21T-P1.1 or PJA-016 (Mornsun accessory)
2	NC		
3	AC(L)	JST B4P-VH or equivalent	Housing: JST VHR Terminal: JST SVH-21T-P1.1 or PJA-017 (Mornsun accessory)
4,5	-Vo		
6,7	+Vo		

Due to the limitation of space, please refer to the detailed dimensions of the package on the corresponding datasheet.

Unit: mm (inch)
 ADJ: Output adjustable resistor
 General tolerances: ± 1.00 (± 0.039)
 The layout of the device is for reference only, please refer to the actual product
 Reserved safety distance between PCB edge and customer components, recommended 10mm
 Class I system 1, 4 positions must be connected to the earth (⊕)
 Class II system 1, 4 positions must be connected together

2 LOF120-20Bxx-C Series: LxWxH: 80 x 62 x 40 (mm)



LOF225-20Bxx (-C)

- Input voltage range: 85-264VAC/120-370VDC
- High power density, compact size: 4" × 2" × 1"
- Operating temperature range: -40°C to +70°C
- Active PFC
- Isolation voltage up to 4000VAC
- Operating altitude up to 5000m
- Extremely low leakage current <0.1mA, stand-by power consumption 0.5W Typ.
- The base plate with conformal coating, output short circuit, over-current, over-voltage, over-temperature protections
- Medical safety approved, suitable for BF application
- Installing in system of Safety Class I(with PE) or Class II(without PE) is available
- Safety according to IEC/EN/UL62368, GB4943, IEC/EN60335, IEC/EN61558, IEC/EN/ES60601, IEC60950 standards



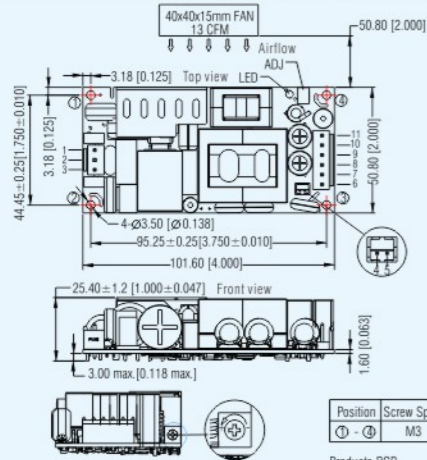
Selection Guide

Power Range	Part No.	Rated Power	Input Voltage	Cooling Method	Output Voltage/Current	Output Voltage Adjustable Range	Efficiency (%) (typ.)	Markings
225W	LOF225-20B12	140W	85-264VAC/ 120-370VDC	Air cooling	12V/11.67A	11.8-12.6	93	
		225W		13CFM	12V/18.75A			
	LOF225-20B15	140W		Air cooling	15V/9.33A	14.7-15.8		
		225W		13CFM	15V/15A			
	LOF225-20B18	140W		Air cooling	18V/7.78A	17.6-18.79		
		225W		13CFM	18V/12.5A			
	LOF225-20B19	140W		Air cooling	19V/7.37A	18.8-20.0		
		225W		13CFM	19V/11.84A			
	LOF225-20B24	140W		Air cooling	24V/5.83A	23.5-25.2		
		225W		13CFM	24V/9.4A			
	LOF225-20B27	130W		Air cooling	27V/4.81A	26.5-28.4		
		225W		13CFM	27V/8.35A			
	LOF225-20B36	140W		Air cooling	36V/3.88A	35.28-37.8		
		225W		13CFM	36V/6.25A			
	LOF225-20B48	140W		Air cooling	48V/2.91A	47.1-50.4		
		225W		13CFM	48V/4.7A			
	LOF225-20B54	140W		Air cooling	54V/2.59A	52.5-55.5		
		225W		13CFM	54V/4.17A			

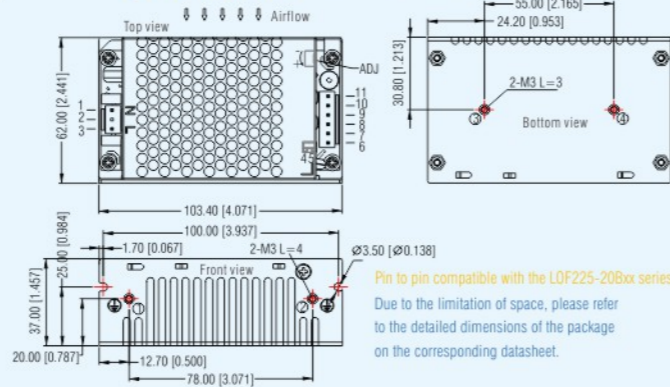
Note: Use suffix "-C" for Metal enclosure series(LOFxx-Bxx-C), auxiliary source available, external fan for heat dissipation.

Package Dimension

1 LOF225-20Bxx Series: LxWxH:101.6 x 50.8 x 25.4(mm)



2 LOF225-20Bxx-C Series: LxWxH:103.4 x 62 x 37(mm)



Pin to pin compatible with the LOF225-20Bxx series
Due to the limitation of space, please refer to the detailed dimensions of the package on the corresponding datasheet.

Pin	Function	Product Connector	Customer Connector
1	AC(N)/DC-	JST B3P-VH or equivalent	Housing: JST VHR Terminal: JST SVH-21T-P1.1 or equivalent
2	NC		
3	AC(L)/DC+	JST B2B-PH-K-S or equivalent	Housing: JST PHR-2 Terminal: JST SPH-002T-P0.5S or equivalent
4	Fan-	JST B6P-VH or equivalent	Housing: JST VHR Terminal: JST SVH-21T-P1.1 or equivalent
5	Fan+		
6,7,8	-Vo		
9,10,11	+Vo		

Pin	Function	Customer Connector (Mornsun accessory)
1,2,3	AC(N)/DC- AC(L)/DC+	PJA-016
6,7,8,9,10,11	-Vo +Vo	PJA-019

Unit: mm[inch]
ADJ: Output adjustable resistor
General tolerances: ±1.00[±0.039]
Do not use fan power to power other devices
The layout of the device is for reference only, please refer to the actual product
Reserved safety distance between PCB edge and customer components, recommended 10mm
Class I system 1, 3 positions must be connected to the earth (⊕)
Class II system 1, 3 positions must be connected together (For LOF225-20Bxx only)

LOF350-20Bxx (-C)

- Input voltage range: 90-264VAC/127-370VDC
- High power density, compact size: 5" × 3" × 1"
- Operating temperature range: -40°C to +70°C
- Active PFC
- Isolation voltage up to 4000VAC
- Operating altitude up to 5000m
- Extremely low leakage current <0.1mA, stand-by power consumption <1W
- The base plate with conformal coating, output short circuit, over-current, over-voltage, over-temperature protections
- Medical safety approved, suitable for BF application
- Installing in system of Safety Class I(with PE) or Class II(without PE) is available
- Safety according to IEC/EN/UL62368, GB4943, IEC/EN60335, IEC/EN61558, IEC/EN/ES60601, IEC60950 standards



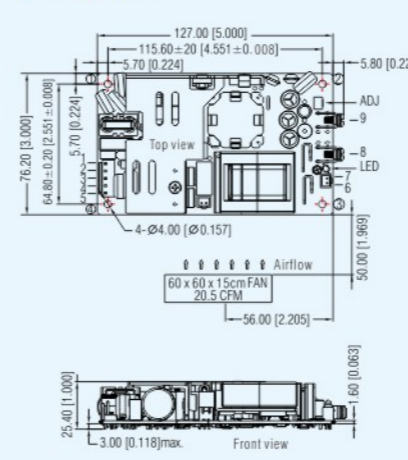
Selection Guide

Power Range	Part No.	Rated Power	Input Voltage	Cooling Method	Output Voltage/Current	Output Voltage Adjustable Range	Efficiency (%) (typ.)	Markings
350W	LOF350-20B12	180W	90-264VAC/ 127-370VDC	Air cooling	12V/15A	11.4-12.6	92	
		300W		20.5CFM	12V/25A			
	LOF350-20B15	180W		Air cooling	15V/12A	14.25-15.75		
		325W		20.5CFM	15V/21.67A			
	LOF350-20B18	180W		Air cooling	18V/10A	17.1-19.9		
		324W		20.5CFM	18V/18A			
	LOF350-20B19	180.5W		Air cooling	19V/9.5A	17.1-19.9		
		324.9W		20.5CFM	19V/17.1A			
	LOF350-20B24	199.9W		Air cooling	24V/8.33A	22.8-25.2		
		350.4W		20.5CFM	24V/14.6A			
	LOF350-20B27	199.8W		Air cooling	27V/7.4A	25.65-28.35		
		351W		20.5CFM	27V/13A			
	LOF350-20B36	200.16W		Air cooling	36V/5.56A	34.2-37.8		
		350.28W		20.5CFM	36V/9.73A			
	LOF350-20B48	200.1W		Air cooling	48V/4.17A	45.6-50.4		
		350.4W		20.5CFM	48V/7.3A			
	LOF350-20B54	199.8W		Air cooling	54V/3.7A	51.3-56.7		
		351W		20.5CFM	54V/6.5A			

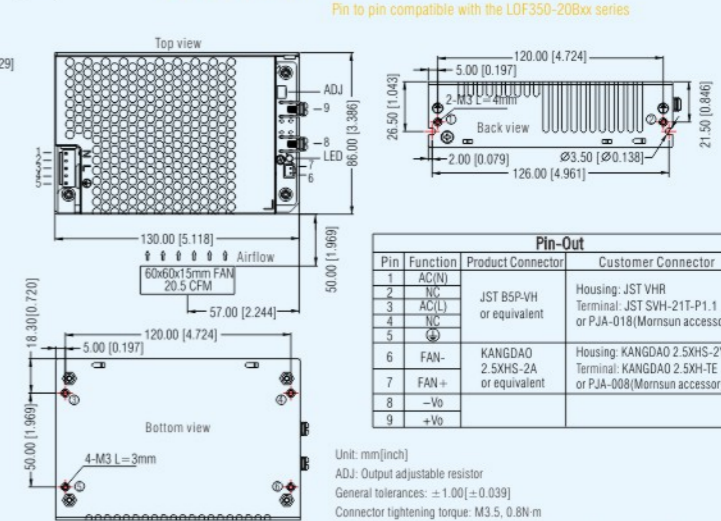
Note: Use suffix "-C" for Metal enclosure series(LOFxx-Bxx-C), auxiliary source available, external fan for heat dissipation.

Package Dimension

1 LOF350-20Bxx Series: LxWxH:127 x 76.2 x 25.4(mm)



2 LOF350-20Bxx-C Series: LxWxH:130 x 86 x 35(mm)



Pin	Function	Product Connector	Customer Connector
1	AC(N)	JST B5P-VH or equivalent	Housing: JST VHR Terminal: JST SVH-21T-P1.1 or PJA-018(Mornsun accessory)
2	NC		
3	AC(L)		
4	NC	KANGDAO 2.5XHS-2A or equivalent	Housing: KANGDAO 2.5XHS-2Y Terminal: KANGDAO 2.5XH-TE or PJA-008(Mornsun accessory)
5	FAN-		
6	FAN+		
7	-Vo		
8	-Vo		
9	+Vo		

Due to the limitation of space, please refer to the detailed dimensions of the package on the corresponding datasheet.

Unit: mm[inch]
ADJ: Output adjustable resistor
General tolerances: ±1.00[±0.039]
Connector tightening torque: M3.5, 0.8N·m
The layout of the device is for reference only, please refer to the actual product
Reserved safety distance between PCB edge and customer components, recommended 10mm
Class I system 1, 2, 4 positions must be connected to the earth (⊕)
Class II system 1, 2, 4 positions must be connected together (For LOF350-20Bxx only)

LOF450-20Bxx (-C/CF)

- Input voltage range: 90-264VAC/127-370VDC
- Compact size: 5" × 3" × 1.51"
- Operating temperature range: -40°C to +70°C
- Active PFC
- Output short circuit, over-current, over-voltage, over-temperature protections
- 250W with air cooling, 450W with forced air cooling
- 5VDC standby output, 12VDC fan supply
- PG signal and remote sense function
- The base plate with conformal coating
- Suitable for BF application
- Operating altitude up to 5000m



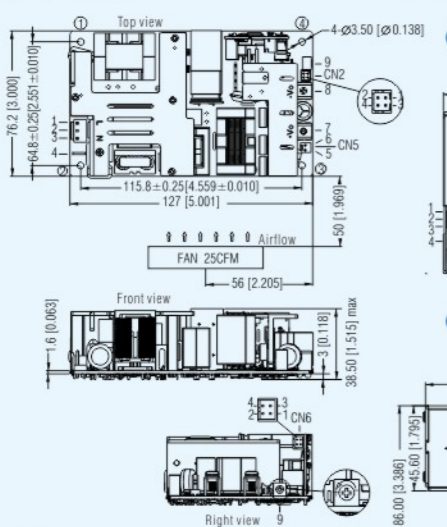
Selection Guide

Power Range	Part No.	Rated Power	Input Voltage	Cooling Method	Output Voltage/Current	Output Voltage Adjustable Range	Efficiency (%) (typ.)	Markings
450W	LOF450-20B12	250W	90-264VAC/ 127-370VDC	Air cooling	12V/20.8A	11.4-12.6	91	
		400W		25CFM	12V/33.3A			
	LOF450-20B15	250W		Air cooling	15V/16.7A	14.25-15.75	92	
		400W		25CFM	15V/26.7A			
	LOF450-20B18	250.2W		Air cooling	18V/13.9A	17.1-19.9	92.5	
		399.6W		25CFM	18V/22.2A			
	LOF450-20B19	250.8W		Air cooling	19V/13.2A	17.1-19.9	92.5	
		400.9W		25CFM	19V/21.1A			
	LOF450-20B24	250W		Air cooling	24V/10.5A	22.8-25.2	93	
		450W		25CFM	24V/18.75A			
	LOF450-20B27	250W		Air cooling	27V/9.3A	25.65-28.35	93.5	
		450W		25CFM	27V/16.7A			
	LOF450-20B36	250W		Air cooling	36V/6.95A	34.2-37.8	93	
		450W		25CFM	36V/12.5A			
	LOF450-20B48	250W		Air cooling	48V/5.3A	45.6-50.4	94	
		450W		25CFM	48V/9.4A			
	LOF450-20B54	250W		Air cooling	54V/4.63A	51.3-56.7	94	
		449.8W		25CFM	54V/8.33A			

Note: Use suffix "-C" for Metal enclosure series(LOFxx-Bxx-C), auxiliary source available, external fan for heat dissipation.
suffix "-CF" for Metal enclosure series (LOFxx-Bxx-CF), auxiliary source available, build-in fan for heat dissipation.

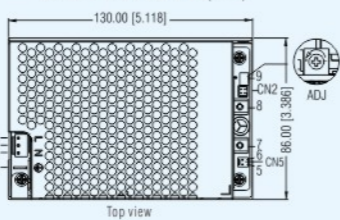
Package Dimension

1 LOF450-20Bxx Series: LxWxH:127 x 76.2 x 38.5(mm)

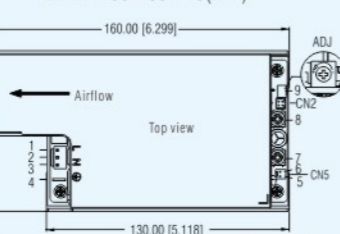


LOF450-20Bxx-C/CF pin to pin compatible with the LOF450-20Bxx

2 LOF450-20Bxx-C Series LxWxH:130 x 86 x 43(mm)



3 LOF450-20Bxx-CF Series LxWxH:160 x 86 x 43(mm)

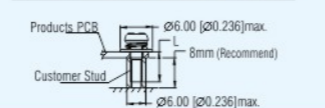


Pin	Function	Customer Connector
1	AC(L)	Housing: JST VHR-3 or equivalent Terminal: JST SVH-21T-P1.1 or PJA-016(Mornsun accessory)
2	NC	
3	AC(N)	
4	⊕	Contact: JST SPS-21T-250
5	FAN+	CN5: Fan power output port Housing: TKP 2502 or Molex0511910200 or equivalent Terminal: TKP 54T or Molex0508028100 or equivalent
6	FAN-	
7	+Vo	Output connector PJA-021(Red wire)
8	-Vo	Output connector (Mornsun accessory) PJA-020(Black wire)
9	ADJ	

Pin	Function	Customer Connector
1	+5V	Housing: TKP DH2-4P or HRS DF11-4DS-2C or equivalent
2	GND	Terminal: TKP DHT or HRS
3	PS-ON	DF11-22SC or equivalent
4	GND	

Pin	Function	Customer Connector
1	RS-	Housing: TKP DH2-4P or HRS DF11-4DS-2C or equivalent
2	RS+	Terminal: TKP DHT or HRS
3	GND	DF11-22SC or equivalent
4	PG	

Position	Screw Spec.	L(recommend)	Torque(max)
①-④	M3	6MM	0.4N·m



Unit: mm[inch]
Pin7, 8 connector tightening torque: M4, 1.2N·m (max)
General tolerances: ±1.00[±0.039]
The layout of the device is for reference only, please refer to the actual product
Reserved safety distance between PCB edge and customer components, recommended 10mm
Class I system 1, 2, 3 positions must be connected to the earth (⊕)
Class II system 1, 2, 3 positions must be connected together (For LOF450-20Bxx only)

Due to the limitation of space, please refer to the detailed dimensions of the package on the corresponding datasheet.

LOF550-20Bxx (-C/CF)

- Input voltage range: 90-264VAC/127-370VDC
- Compact size: 5" × 3" × 1.59"
- Operating temperature range: -40°C to +70°C
- Active PFC
- Output short circuit, over-current, over-voltage, over-temperature protections
- 320W with air cooling, 550W with forced air cooling
- 5VDC standby output, 12VDC fan supply
- PG signal and remote sense function
- Suitable for BF application
- The base plate with conformal coating
- Operating altitude up to 5000m
- Safety according to IEC62368, GB4943, EN60335, IEC/ES60601 standards



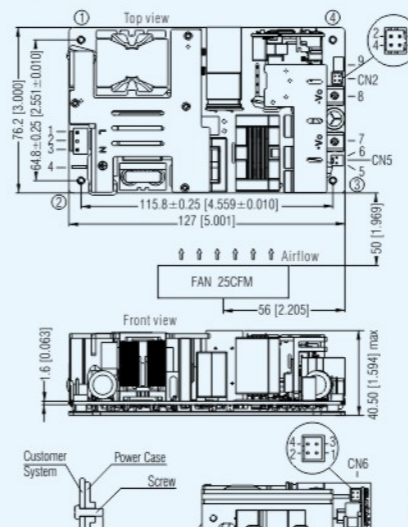
Selection Guide

Power Range	Part No.	Rated Power	Input Voltage	Cooling Method	Output Voltage/Current	Output Voltage Adjustable Range	Efficiency (%) (typ.)	Markings
550W	LOF550-20B12	320.4W	90-264VAC/ 127-370VDC	Air cooling	12V/26.7A	11.4-12.6	91	
		499.2W		25CFM	12V/41.6A			
	LOF550-20B15	319.5W		Air cooling	15V/21.3A	14.25-15.75	92	
		499.5W		25CFM	15V/33.3A			
	LOF550-20B18	320.4W		Air cooling	18V/17.8A	17.1-19.9	92.5	
		500.4W		25CFM	18V/27.8A			
	LOF550-20B19	319.2W		Air cooling	19V/16.8A	17.1-19.9	92.5	
		499.7W		25CFM	19V/26.3A			
	LOF550-20B24	321.6W		Air cooling	24V/13.4A	22.8-25.2	93	
		549.6W		25CFM	24V/22.9A			
	LOF550-20B27	321.3W		Air cooling	27V/11.9A	25.65-28.35	93.5	
		550.8W		25CFM	27V/20.4A			
	LOF550-20B36	320.4W		Air cooling	36V/8.9A	34.2-37.8	93	
		550.8W		25CFM	36V/15.3A			
	LOF550-20B48	321.6W		Air cooling	48V/6.7A	45.6-50.4	94	
		550W		25CFM	48V/11.46A			
	LOF550-20B54	310.5W		Air cooling	54V/5.75A	51.3-56.7	94	
		550.8W		25CFM	54V/10.2A			

Note: Use suffix "-C" for Metal enclosure series(LOFxx-Bxx-C), auxiliary source available, external fan for heat dissipation.
suffix "-CF" for Metal enclosure series (LOFxx-Bxx-CF), auxiliary source available, build-in fan for heat dissipation.

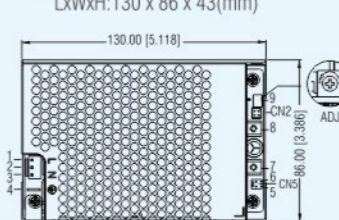
Package Dimension

1 LOF550-20Bxx Series: LxWxH:127 x 76.2 x 40.5(mm)

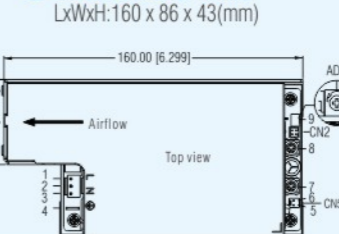


LOF550-20Bxx-C/CF pin to pin compatible with the LOF550-20Bxx

2 LOF550-20Bxx-C Series LxWxH:130 x 86 x 43(mm)



3 LOF550-20Bxx-CF Series LxWxH:160 x 86 x 43(mm)



Pin	Function	Customer Connector
1	AC(L)	Housing: JST VHR-3 or equivalent Terminal: JST SVH-21T-P1.1 or PJA-016(Mornsun accessory)
2	NC	
3	AC(N)	
4	⊕	Contact: JST SPS-21T-250
5	FAN+	CN5: Fan power output port Housing: TKP 2502 or Molex0511910200 or equivalent Terminal: TKP 54T or Molex0508028100 or equivalent
6	FAN-	
7	+Vo	Output connector PJA-021(Red wire)
8	-Vo	Output connector (Mornsun accessory) PJA-020(Black wire)
9	ADJ	

Pin	Function	Customer Connector
1	+5V	Housing: TKP DH2-4P or HRS DF11-4DS-2C or equivalent
2	GND	Terminal: TKP DHT or HRS
3	PS-ON	DF11-22SC or equivalent
4	GND	

Pin	Function	Customer Connector
1	RS-	Housing: TKP DH2-4P or HRS DF11-4DS-2C or equivalent
2	RS+	Terminal: TKP DHT or HRS
3	GND	DF11-22SC or equivalent
4	PG	

Position	Screw Spec.	L(recommend)	Torque(max)
①-④	M3	2.5MM	0.4N·m

Unit: mm[inch]
Pin7, 8 connector tightening torque: M4, 1.2N·m (max)
General tolerances: ±1.00[±0.039]
The layout of the device is for reference only, please refer to the actual product
Reserved safety distance between PCB edge and customer components, recommended 10mm
Class I system 1, 2, 3 positions must be connected to the earth (⊕)
Class II system 1, 2, 3 positions must be connected together (For LOF550-20Bxx only)
Due to the limitation of space, please refer to the detailed dimensions of the package on the corresponding datasheet.

LOF750-20Bxx

- Input voltage range: 90-264VAC/127-370VDC
- Compact size: 5" × 3" × 1.69"
- Operating temperature range: -40°C to +70°C
- Active PFC
- Operating altitude up to 5000m
- Output short circuit, over-current, over-voltage, over-temperature protections
- 450W with air cooling, 750W with 25CFM
- 5VDC standby output, 5VDC fan supply
- PG signal and remote sense function
- Suitable for BF application
- The base plate with conformal coating
- Safety according to IEC/EN62368, ES/EN60601, EN60335, GB4943 standards



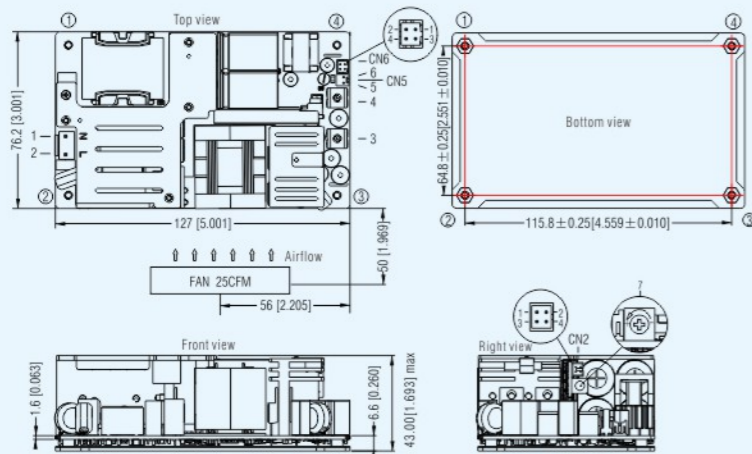
Open-frame

Selection Guide

Power Range	Part No.	Rated Power	Input Voltage	Cooling Method	Output Voltage/Current	Output Voltage Adjustable Range	Efficiency (%) (typ.)	Markings
750W	LOF750-20B12	399.6W	Full voltage range	Air cooling	12V/33.3A	11.4-12.6	92	CE UK 2xMOPP
		699.6W	Full voltage range	25CFM	12V/58.3A			
	LOF750-20B15	400.5W	Full voltage range	Air cooling	15V/26.7A	14.25-15.75	92	
		700.5W	Full voltage range	25CFM	15V/46.7A			
	LOF750-20B24	400.8W	115VAC	Air cooling	24V/16.7A	22.8-25.2	94	
		451.2W	230VAC		24V/18.8A			
	LOF750-20B27	400.8W	115VAC	Air cooling	27V/14.8A	25.65-28.35	94	
			450.9W		230VAC			
		750.6W	Full voltage range	25CFM	27V/27.8A			
	LOF750-20B36	399.6W	115VAC	Air cooling	36V/11.1A	34.2-37.8	94.5	
			450.0W		230VAC			
		748.8W	Full voltage range	25CFM	36V/20.8A			
	LOF750-20B48	398.4W	115VAC	Air cooling	48V/8.3A	45.6-50.4	95	
			451.2W		230VAC			
		748.8W	Full voltage range	25CFM	48V/15.6A			
	LOF750-20B54	399.6W	115VAC	Air cooling	54V/7.4A	51.3-56.7	95	
449.8W			230VAC		54V/8.33A			
750.0W		Full voltage range	25CFM	54V/13.89A				

Package Dimension

LOF750-20Bxx Series: LxWxH: 127 x 76.2 x 43(mm)



Pin	Function	Customer Connector
1	AC(N)	Housing: JST VHR-3 or equivalent Terminal: JST SVH-21-P1 1 or PJA-016(Morssen accessory)
2	AC(L)	
3	+Vo	Output connector (Morssen accessory) PJA-021(Red wire)
4	-Vo	PJA-020(Black wire)
5	FAN+	CNS: Fan power output port
6	FAN-	Housing: TKP 2502 or Molex0511910200 or equivalent Terminal: TKP 541 or Molex0508028100 or equivalent
7	ADJ	Output adjustable resistor

Pin	Function	Customer Connector
1	+5V	Housing: TKP DH2-4P or HRS DF11-4DS-2C or equivalent
2	GND	Terminal: TKP DHT or HRS
3	PS-ON	DF11-22SC or equivalent
4	GND	

Pin	Function	Customer Connector
1	RS+	Housing: TKP DH2-4P or HRS DF11-4DS-2C or equivalent
2	RS-	Terminal: TKP DHT or HRS
3	GND	DF11-22SC or equivalent
4	PG	


Position	Screw Spec.	L(recommend)(MAX)	Torque(max)
①-④	M3	2.5mm	0.4N·m

Small But High-performance


120-750W High Power Density AC/DC Power Supply



Technological Innovation for Higher Reliability



Transformer with independent patent



- Compact size for saving design space
- Design to meet medical standard (2 MOPP)
- Without fly wire for more reliable quality



550-800W

RoHS

- Accepts AC&HVDC wide voltage range input
- Operating temperature range: -5°C to +55°C
- 80 PLUS Platinum efficiency
- Supporting N+M Intelligent redundancy, N+M≤4
- Active current sharing function
- PMBus/I²C communication function
- Over-current alarm, over-current, short-circuit, over-voltage, under-voltage, over-temperature, fan-fault protections

Specification (For more information, pls visit <https://www.mornsun-power.com>)

Series	LMS550-P12B	LMS800-P12B
Input Voltage	90-264VAC/180-320VDC	
Output Voltage	Main 12.2V, Auxiliary 12V	
Inrush Current (@230VAC)	Cold start, 30A	Cold start, 28A
Over-current Protection	+12V output: 125%-145% I _o +12VSB output: 150% I _o	+12V output: 115%-146% I _o +12VSB output: 150% I _o
Short Circuit Protection	+12V output: +12V output short circuit does not affect the normal operation of +12VSB. The short-circuit protection mode is latching. Reset by PSON or cut off the AC power and restart for recovery. +12VSB output: +12VSB output short circuit, main circuit output is locked, auxiliary circuit is self-locking and has no output. Reset by PSON or cut off the AC power and restart for recovery.	+12V output: +12V output short circuit does not affect the normal operation of +12VSB. The short-circuit protection mode is latching. Reset by PSON or cut off the AC power and restart for recovery. +12VSB output: +12VSB output short circuit does not affect +12V normal operation. After short circuit is fixed, +12VSB is recovery.
Isolation Voltage (Electric strength test for 1min, leakage current <10mA)	Input-Output: 3kVAC	Input-Output: 3kVAC, Input-PE: 1.5kVAC
Operating Temperature	-5°C to +55°C	
EMC	EMI	CISPR32 EN55032 CLASS A, IEC/EN6100-3-2
	EMS	IEC/EN61000-4-2 Contact ±8KV, IEC/EN61000-4-3 10V/m, IEC/EN61000-4-4 ±1KV/±2KV, IEC/EN61000-4-5 ±1KV/±2KV, IEC/EN61000-4-6 3Vr.m.s, IEC/EN61000-4-110%, 70%,
Safety Standard	UL/EN/IEC62368, GB4943	
MTBF	Telcordia SR-332@25°C > 500,000 h	
Package	Metal (SGCC)	Metal (SGCC)
Dimension (LxWxH)(mm)	73.5 x 185 x 40	73.5 x 185 x 40
Packaging	10pcs/7.25kg	10pcs/8kg

LMS550-P12B LMS800-P12B

- Input voltage range range: 90-264VAC/180-320VDC
- Operating temperature range: -5°C to +55°C
- 80 PLUS Platinum efficiency
- Supporting N+M Intelligent redundancy, N+M≤4
- Active current sharing function
- PMBus/I²C communication function
- Over-current alarm, over-current, short-circuit, over-voltage, under-voltage, over-temperature, fan-fault protections
- Safety according to UL/EN/IEC62368, GB4943 standards

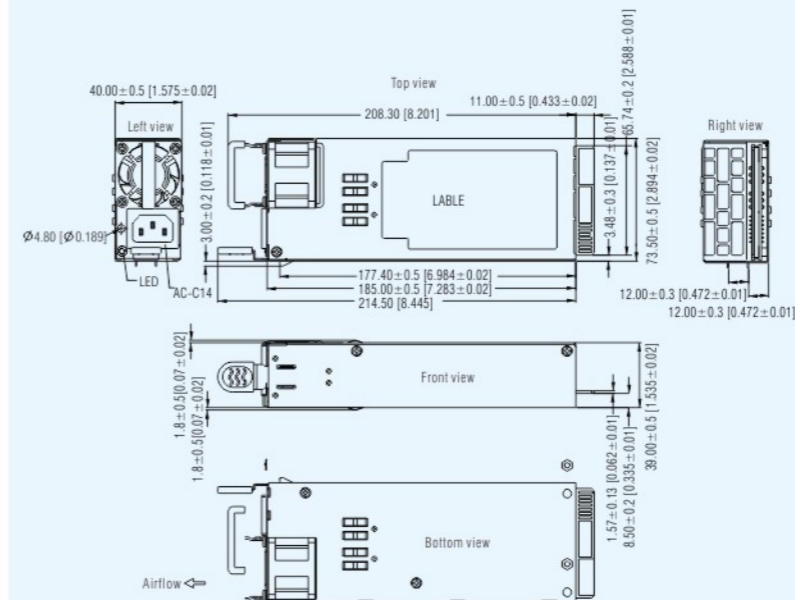


Selection Guide

Power Range	Part No.	Power	Input Voltage	Main Circuit Output Voltage	Auxiliary Circuit Output Voltage	Main Load (Min./Max.)	Auxiliary Load	Markings	Datasheet
550W	LMS550-P12B	550W	90-264VAC/ 180-320VDC	12.2VDC	12VDC	1A/45A	3A	—	
800W	LMS800-P12B	800W	90-264VAC/ 180-320VDC	12.2VDC	12VDC	1A/65A	3A	CE CB	

Package Dimension

LMS550-P12B/LMS800-P12B Series: LxWxH:73.5 x 185 x 40(mm)



AC-C14 Pin-Out	Picture
Pin 1: AC(L)	
Pin 2: AC(N)	
Pin 3: AC(N)	

Goldfinger Pin-Out(Top)	Picture
Pin A1-9: SGND	
A10-18: +12.2V (LMS800: +12V)	
A19: PMBus_SDA	
A20: PMBus_SCL	
A21: PSON	
A22: SMBAlert#	
A23: +12V_Return sense	
A24: +12V_Remote sense	
A25: PWOK	

Goldfinger Pin-Out(Bottom)	Picture
Pin B1-9: SGND	
B10-18: +12.2V (LMS800: +12V)	
B19: A0	
B20: A1	
B21: +12VSB	
B22: SMART_ON	
B23: +12V_Sharebus#	
B24: PRESENT#	
B25: A2	

Unit: mm[inch]
General tolerances: ±2[±0.078]

On-board EMC Filter - FC Series

- Improve EMS performance, enable the MORNSUN AC/DC converter to meet EMI requirement of CISPR22/EN55022 CLASS B
- Operating temperature range: -40°C to +85°C
- Input voltage range: 85-305VAC
- Designed to suppress the AC power interference
- Compact size, high cost-effective
- Optional packages: PCB mounting, chassis mounting, DIN rail mounting

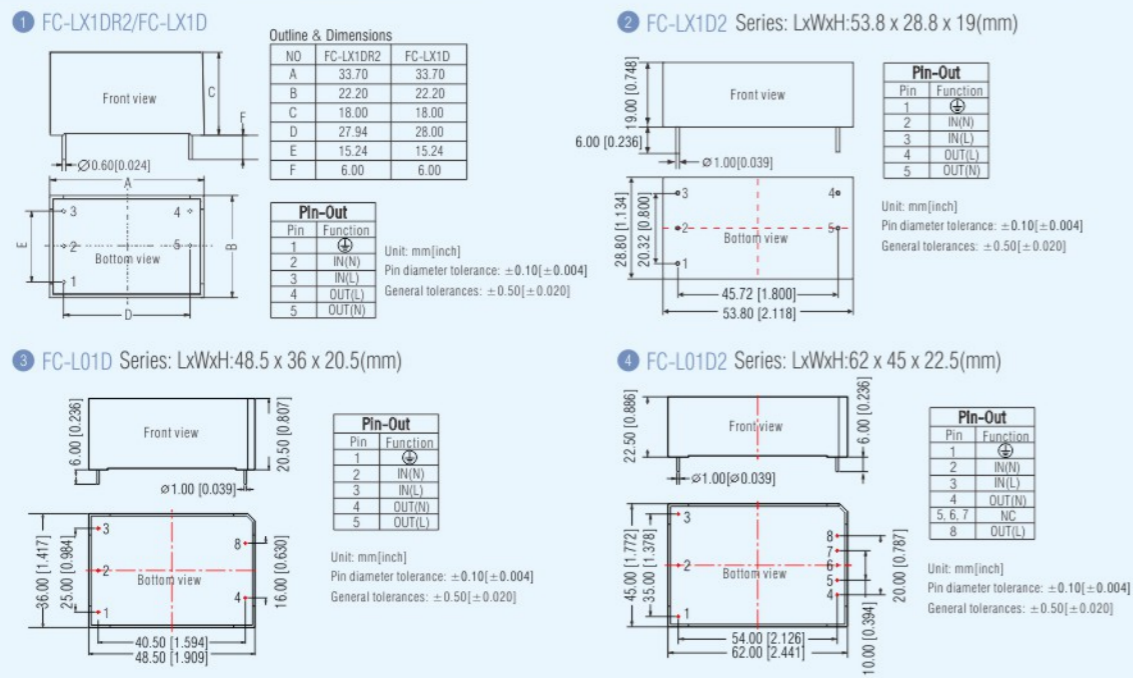


Selection Guide

Part No.	Recommend	Input Voltage	Nominal Current (A)(Max)	Surge Performance	Markings	Datasheet
FC-L01DR2	LD01 ~ LD20, LS01/03/05	85 - 305VAC	1A	line to line ±2KV/line to ground ±4KV	—	
FC-L01D	LD01 ~ LD20, LS01/03/05		1A	line to line ±2KV/line to ground ±4KV	—	
FC-L01D2	LD01 ~ LD20, LS01/03/05		1A	line to line ±4KV/line to ground ±6KV	—	
FC-LX1D	LD01 ~ LD30	85 - 305VAC	1.5A	line to line ±2KV/line to ground ±4KV	—	
FC-LX1D2	LD01 ~ LD30		1.5A	line to line ±4KV/line to ground ±6KV	—	

Note: 1. Matching with AC/DC power supply.
2. Use suffix "-A2S" for chassis mounting, suffix "-A4S" for DIN Rail mounting.

Package Dimension



DIN Rail EMC Filter - FC Series

- Input achieved the EMC grade of IEC/EN61000-4 series and CISPR32/EN55032 standards by adding FC series to the front end of AC/DC power supply respectively
- Ultra-wide input voltage range: 0-305VAC/0-430VDC
- Operating temperature range: -40°C to +85°C
- EMC compliance: IEC/EN61000-4, CISPR32/EN55032
- High surge suppression capability: 2KV/4KV, 4KV/6KV
- Safety according to IEC62368, IEC60939 standards

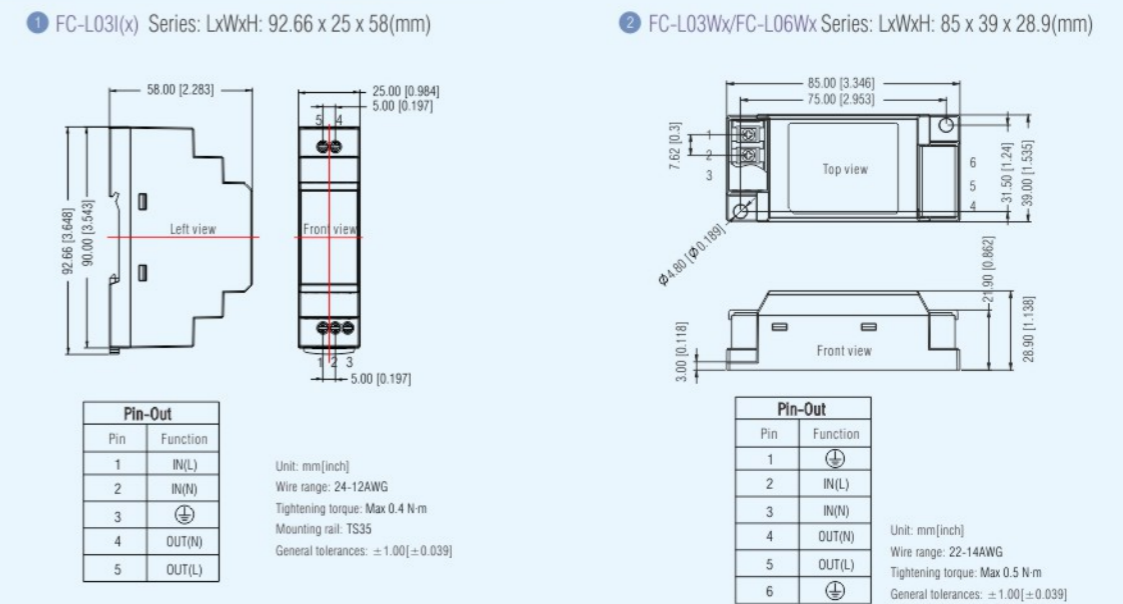


Selection Guide

Part No.	Recommend	Input Voltage	Nominal Current (A)(Max)	Surge Performance	Markings	Datasheet
FC-L03I	LD20/40	0-305VAC/ 0-430VDC	3A	line to line ±2KV/line to ground ±4KV	CE UK	
FC-L03I2	LD20/40		3A	line to line ±4KV/line to ground ±6KV		
FC-L03W	LM(F)15 ~ LM(F)200	0-305VAC/ 0-430VDC	3A	line to line ±2KV/line to ground ±4KV	CE UK	
FC-L03W2	LM(F)15 ~ LM(F)200		3A	line to line ±4KV/line to ground ±6KV		
FC-L06W	LM(F)150 ~ LM(F)450	0-305VAC/ 0-430VDC	6A	line to line ±2KV/line to ground ±4KV	CE UK	
FC-L06W2	LM(F)150 ~ LM(F)450		6A	line to line ±4KV/line to ground ±6KV		

Note: 1. Matching with AC/DC power supply.
2. Use suffix "-A2S" for metal plate chassis mounting, suffix "-A4S" for DIN Rail mounting.

Package Dimension



This catalog is for reference only, not being the judgment basis for the use. For detailed datasheets please visit our website: www.mornsun-power.com.

DIN Rail EMC Filter - FC Series

- Input achieved the EMC grade of IEC/EN61000-4 series and CISPR32/EN55032 standards by adding FC series to the front end of AC/DC power supply respectively
- Ultra-wide input voltage range: 0-305VAC/0-430VDC
- Operating temperature range: -40°C to +85°C
- EMC compliance: IEC/EN61000-4, CISPR32/EN55032
- High surge suppression capability: 2KV/4KV, 4KV/6KV
- Safety according to IEC62368, IEC60939 standards

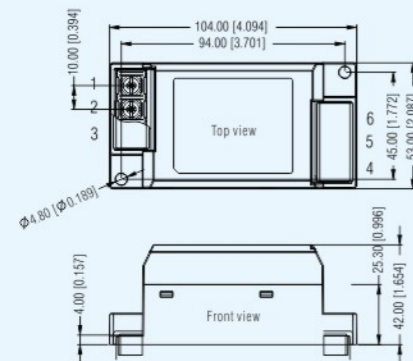


Selection Guide						
Part No.	Recommend	Input Voltage	Nominal Current (A)(Max)	Surge Performance	Markings	Datasheet
FC-L10W	LM(F)450 – LM(F)600	0-305VAC/ 0-430VDC	10A	line to line ±2KV/line to ground ±4KV	CE UK CR	
FC-L10W2	LM(F)450 – LM(F)600		10A	line to line ±4KV/line to ground ±6KV		
FC-L16W	LM(F)1000	0-305VAC/ 0-430VDC	16A	line to line ±2KV/line to ground ±4KV	—	
FC-L16W2	LM(F)1000		16A	line to line ±4KV/line to ground ±6KV		

Note: 1. Matching with AC/DC power supply.
2. Use suffix "-A2S" for chassis mounting, suffix "-A4S" for DIN Rail mounting.

Package Dimension

FC-L10Wx/FC-L16Wx Series: LxWxH:104 x 53 x 42(mm)



Pin-Out	
Pin	Function
1	⊕
2	IN(N)
3	IN(L)
4	OUT(L)
5	OUT(N)
6	⊕

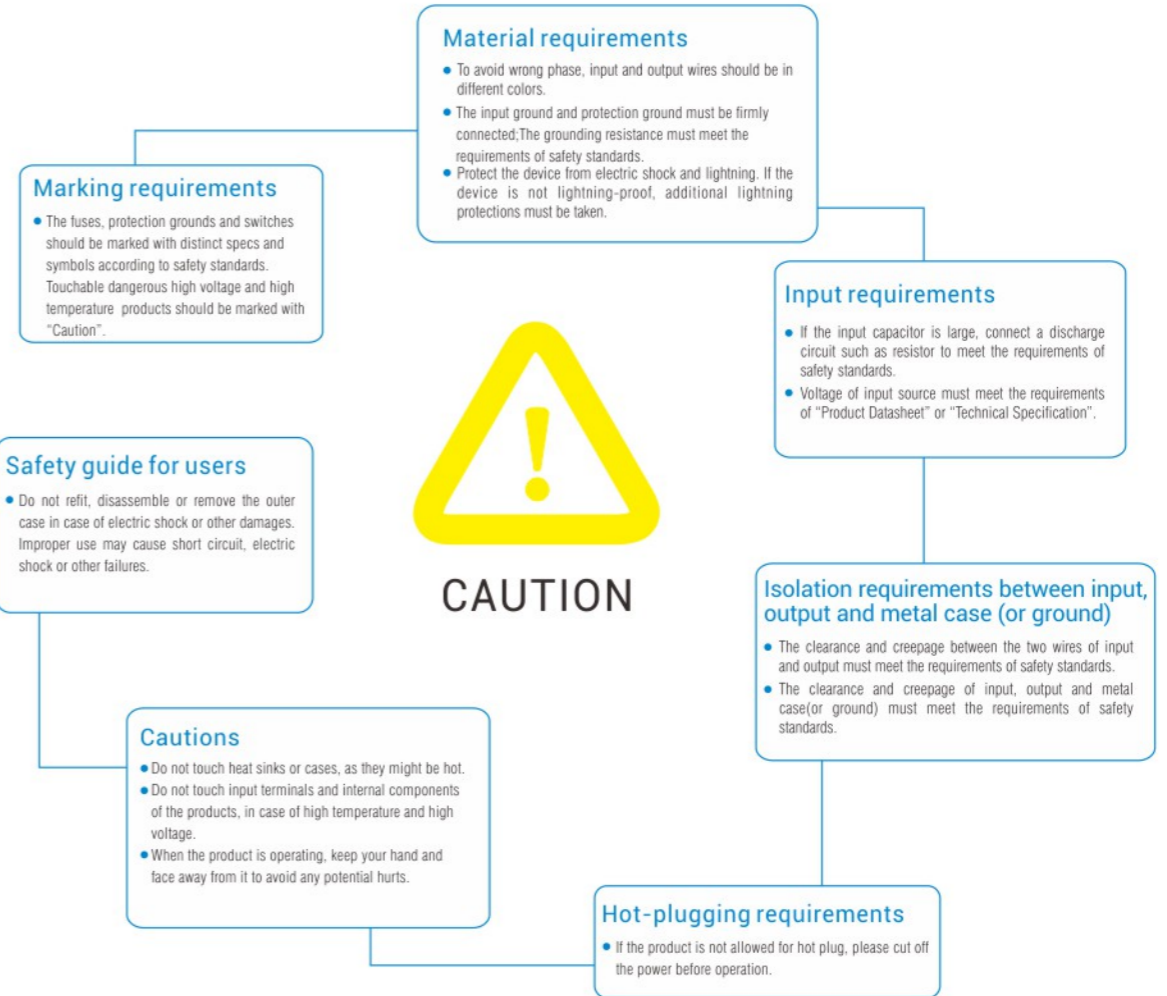
Unit: mm[inch]
Wire range: 16-12AWG
Tightening torque: Max 0.9 N·m
General tolerances: ±1.00[±0.039]

Purpose:

To prevent potential safety problems while using the products.

Contents:

Users should comply to all the contents of Product Datasheet carefully before selection, design, or production, and design and use the products according the requirements of Product Datasheet.



AC/DC Enclosed Switching Power Supply Application Guide

Main content:

1. MORNSUN AC/DC enclosed switching power supply selection guide
2. Basic performance test
3. Typical application circuit and application safety design, installation method, and thermal design
4. FAQ



More information about application, pls contact us.

Tel: 020-38601850 E-mail: fae801@mornsun.cn